

Vallelunga 4.110 m

Vallelunga, 5-6-7 Ottobre 2018
Superbike - Griglia Gara 2
16 Giri x 4,110 km = 65,760 km

| | | | | | | | | | | | | |
|---|----|-----|------------------------|----------|----|----|-----------------------|----------|----|----|------------------------|----------|
| 6 | 16 | 173 | CRETARO J. Kawasaki | 1'38.877 | 17 | 16 | TERZIANI A. Yamaha | 1'39.186 | | | | |
| 5 | 13 | 20 | CIACCI F. BMW | 1'37.941 | 14 | 75 | COCCO F. Yamaha | 1'38.407 | 15 | 81 | BERNARDI A. BMW | 1'38.598 |
| 4 | 10 | 47 | BASSANI A. BMW | 1'36.963 | 11 | 9 | MANTOVANI A. - | 1'37.041 | 12 | 71 | CORTI C. Yamaha | 1'37.492 |
| 3 | 7 | 21 | ANDREOZZI A. Yamaha | 1'36.538 | 8 | 74 | CALIA K. Suzuki | 1'36.709 | 9 | 84 | RUSSO R. Ducati | 1'36.860 |
| 2 | 4 | 70 | VITALI L. BMW | 1'36.298 | 5 | 11 | FERRARI M. Ducati | 1'36.400 | 6 | 76 | CAVALIERI S. Ducati | 1'36.458 |
| 1 | 1 | 87 | ZANETTI L. Ducati | 1'35.700 | 2 | 51 | PIRRO M. Ducati | 1'36.143 | 3 | 15 | BAIOCCO M. - | 1'36.194 |

07/10/2018 Direttore di Gara

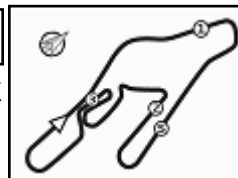
Title Sponsor



Sponsor Ufficiali



Powered by PERUGIA TIMING



Vallelunga 4.110 m

Vallelunga, 5-6-7 Ottobre 2018

Superbike - Classifica Gara 2

Giri 16 = 65,760 km - Media 150,155 km/h - Tempo di gara 26'16.608

| Num. | Conduuttore | Naz | Motoclub | Team | Moto | Gom. | Giri | Tempo | Dist. | Rel. | Giro Veloce |
|-------------------------------|--------------------------------|-----|----------------------------|------------------------------|----------|------|------|-----------|---------------|---------------|-------------|
| 1 | 51 PIRRO Michele | ITA | G.S.Fiamme Oro Milano | Barni Racing Team | Ducati | P. | 16 | 26'16.608 | | | 15 1'37.333 |
| 2 | 70 VITALI Luca | ITA | Paolo Tordi | DMR Racing | BMW | P. | 16 | 26'18.124 | 1.516 | 1.516 | 15 1'37.453 |
| 3 | 76 CAVALIERI Samuele | ITA | Paolo Tordi | Barni Racing Team | Ducati | P. | 16 | 26'19.714 | 3.106 | 1.590 | 15 1'37.926 |
| 4 | 87 ZANETTI Lorenzo | ITA | Lumezzane | Motocorsa Racing | Ducati | P. | 16 | 26'22.188 | 5.580 | 2.474 | 9 1'37.711 |
| 5 | 47 BASSANI Axel | ITA | Spoletto | DMR Racing | BMW | B. | 16 | 26'23.333 | 6.725 | 1.145 | 13 1'37.652 |
| 6 | 74 CALIA Kevin | ITA | F.Baracca | Penta Motorsport | Suzuki | B. | 16 | 26'24.105 | 7.497 | 0.772 | 15 1'37.668 |
| 7 | 11 FERRARI Matteo | ITA | Fullout | Barni Racing Team | Ducati | P. | 16 | 26'24.503 | 7.895 | 0.398 | 14 1'38.219 |
| 8 | 9 MANTOVANI Andrea | ITA | Conselice | Nuova M2 Racing | - | P. | 16 | 26'26.088 | 9.480 | 1.585 | 11 1'38.277 |
| 9 | 15 BAIOTTO Matteo | ITA | Conselice | Nuova M2 Racing | - | P. | 16 | 26'26.343 | 9.735 | 0.255 | 5 1'37.812 |
| 10 | 71 CORTI Claudio | ITA | Biassono Fabrizio Pirovano | Motozoo Racing | Yamaha | D. | 16 | 26'26.853 | 10.245 | 0.510 | 11 1'38.088 |
| 11 | 21 ANDREOZZI Alessandro | ITA | Andreozzi Reparto Corse | Faieta Motor by Speed Action | Yamaha | P. | 16 | 26'29.386 | 12.778 | 2.533 | 7 1'37.952 |
| 12 | 84 RUSSO Riccardo | ITA | Piccole Pesti | Motocorsa Racing | Ducati | P. | 16 | 26'42.663 | 26.055 | 13.277 | 5 1'38.144 |
| 13 | 81 BERNARDI Alex | ITA | Misano Adriatico | DMR Racing | BMW | B. | 16 | 26'46.466 | 29.858 | 3.803 | 4 1'39.220 |
| 14 | 75 COCCO Francesco | ITA | GMC Roma | Black Sheep Team | Yamaha | B. | 16 | 26'51.519 | 34.911 | 5.053 | 6 1'39.378 |
| 15 | 20 CIACCI Francesco | ITA | Bikers Alto Jonio | DMR Racing | BMW | B. | 16 | 26'56.569 | 39.961 | 5.050 | 15 1'39.399 |
| 16 | 173 CRETARO Jacopo | ITA | RFME | CM Racing | Kawasaki | P. | 16 | 26'57.197 | 40.589 | 0.628 | 15 1'39.696 |
| ----- Non Classificati: ----- | | | | | | | | | | | |
| NP | 16 TERZIANI Alessio | ITA | Milano 1904 | Black Sheep Team | Yamaha | B. | | | | | |

Partenti:: 17 Non Partiti:: 1 Ritirati:: 0 Non Classificati:: 0 Classificati:: 16 Esclusi:: 0

Giro Veloce N. 15 Num. 51 Michele Pirro Tempo 1'37.333 Media. 152,014 Km/h

| | | | |
|------------|-----|-------|------|
| Umidità | 70% | ARIA | 23°C |
| Condizioni | DRY | Temp. | 30°C |

Direttore di Gara : Grifone Oddi Baglioni

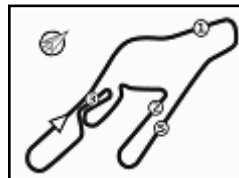
07/10/2018 Inizio 15:21 Fine 15:48

Esposta alle:

Title Sponsor

Sponsor Ufficiali


Powered by PERUGIA TIMING



Vallelunga 4.110 m

Vallelunga, 5-6-7 Ottobre 2018

Superbike - Contagiri Gara 2

Giro

| | 1 | 2 | 3 | 4 | 5 | 6 | 7 | 8 | 9 | 10 | 11 | 12 | 13 | 14 | 15 | 16 |
|----|-----|-----|-----|-----|-----|-----|-----|-----|-----|-----|-----|-----|-----|-----|-----|-----|
| 1 | 15 | 15 | 15 | 15 | 15 | 15 | 15 | 15 | 15 | 15 | 70 | 70 | 70 | 51 | 51 | 51 |
| 2 | 87 | 87 | 51 | 51 | 51 | 51 | 51 | 51 | 51 | 51 | 70 | 51 | 51 | 51 | 70 | 70 |
| 3 | 51 | 51 | 87 | 87 | 87 | 87 | 70 | 70 | 70 | 51 | 15 | 76 | 76 | 76 | 76 | 76 |
| 4 | 76 | 70 | 70 | 70 | 70 | 70 | 87 | 87 | 87 | 76 | 76 | 15 | 15 | 87 | 87 | 87 |
| 5 | 70 | 76 | 76 | 76 | 76 | 76 | 76 | 76 | 76 | 87 | 87 | 87 | 87 | 15 | 15 | 47 |
| 6 | 71 | 11 | 9 | 11 | 11 | 11 | 11 | 11 | 11 | 11 | 11 | 11 | 47 | 47 | 47 | 74 |
| 7 | 11 | 9 | 11 | 47 | 47 | 9 | 47 | 47 | 47 | 47 | 47 | 47 | 11 | 11 | 74 | 11 |
| 8 | 9 | 47 | 47 | 9 | 9 | 47 | 9 | 9 | 9 | 9 | 9 | 9 | 9 | 74 | 11 | 9 |
| 9 | 47 | 71 | 71 | 71 | 71 | 71 | 71 | 71 | 71 | 71 | 71 | 71 | 74 | 9 | 9 | 15 |
| 10 | 74 | 74 | 74 | 84 | 84 | 84 | 84 | 84 | 84 | 84 | 74 | 74 | 71 | 71 | 71 | 71 |
| 11 | 84 | 84 | 84 | 74 | 74 | 74 | 74 | 74 | 74 | 21 | 21 | 21 | 21 | 21 | 21 | 21 |
| 12 | 21 | 21 | 21 | 21 | 21 | 21 | 21 | 21 | 21 | 21 | 84 | 84 | 84 | 84 | 84 | 84 |
| 13 | 81 | 81 | 81 | 81 | 81 | 81 | 81 | 81 | 81 | 81 | 81 | 81 | 81 | 81 | 81 | 81 |
| 14 | 75 | 75 | 75 | 75 | 75 | 75 | 75 | 75 | 75 | 75 | 75 | 75 | 75 | 75 | 75 | 75 |
| 15 | 20 | 20 | 20 | 20 | 20 | 20 | 20 | 20 | 20 | 20 | 20 | 173 | 173 | 173 | 173 | 20 |
| 16 | 173 | 173 | 173 | 173 | 173 | 173 | 173 | 173 | 173 | 173 | 173 | 20 | 20 | 20 | 20 | 173 |

Final Result

| | | | |
|----|-----|--------------|---------|
| 1 | 51 | PIRRO M. | Giri 16 |
| 2 | 70 | VITALI L. | 1.516 |
| 3 | 76 | CAVALIERI S. | 3.106 |
| 4 | 87 | ZANETTI L. | 5.580 |
| 5 | 47 | BASSANI A. | 6.725 |
| 6 | 74 | CALIA K. | 7.497 |
| 7 | 11 | FERRARI M. | 7.895 |
| 8 | 9 | MANTOVANI A. | 9.480 |
| 9 | 15 | BAIOCCO M. | 9.735 |
| 10 | 71 | CORTI C. | 10.245 |
| 11 | 21 | ANDREOZZI A. | 12.778 |
| 12 | 84 | RUSO R. | 26.055 |
| 13 | 81 | BERNARDI A. | 29.858 |
| 14 | 75 | COCCO F. | 34.911 |
| 15 | 20 | CIACCI F. | 39.961 |
| 16 | 173 | CRETARO J. | 40.589 |
| NP | 16 | TERZIANI A. | |

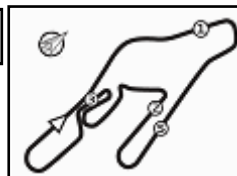
Title Sponsor



Sponsor Ufficiali



Powered by PERUGIA TIMING



Vallelunga 4.110 m

Vallelunga, 5-6-7 Ottobre 2018

Superbike - Settori e Velocità Gara 2

CLASSIFICA

| | | | |
|----|--------------------------------|----------|---------|
| 1 | 51 PIRRO Michele | Ducati | Giri 16 |
| 2 | 70 VITALI Luca | BMW | 1.516 |
| 3 | 76 CAVALIERI Samuele | Ducati | 3.106 |
| 4 | 87 ZANETTI Lorenzo | Ducati | 5.580 |
| 5 | 47 BASSANI Axel | BMW | 6.725 |
| 6 | 74 CALIA Kevin | Suzuki | 7.497 |
| 7 | 11 FERRARI Matteo | Ducati | 7.895 |
| 8 | 9 MANTOVANI Andrea | - | 9.480 |
| 9 | 15 BAIOTTO Matteo | - | 9.735 |
| 10 | 71 CORTI Claudio | Yamaha | 10.245 |
| 11 | 21 ANDREOZZI Alessandro | Yamaha | 12.778 |
| 12 | 84 RUSSO Riccardo | Ducati | 26.055 |
| 13 | 81 BERNARDI Alex | BMW | 29.858 |
| 14 | 75 COCCO Francesco | Yamaha | 34.911 |
| 15 | 20 CIACCI Francesco | BMW | 39.961 |
| 16 | 173 CRETARO Jacopo | Kawasaki | 40.589 |
| NP | 16 TERZIANI Alessio | Yamaha | |

SPEED

| | | | |
|----|--------------------------------|----------|-------|
| 1 | 47 BASSANI Axel | BMW | 280,5 |
| 2 | 87 ZANETTI Lorenzo | Ducati | 277,6 |
| 3 | 70 VITALI Luca | BMW | 276,9 |
| 4 | 11 FERRARI Matteo | Ducati | 276,9 |
| 5 | 84 RUSSO Riccardo | Ducati | 275,5 |
| 6 | 51 PIRRO Michele | Ducati | 275,5 |
| 7 | 71 CORTI Claudio | Yamaha | 274,8 |
| 8 | 74 CALIA Kevin | Suzuki | 274,1 |
| 9 | 21 ANDREOZZI Alessandro | Yamaha | 273,4 |
| 10 | 75 COCCO Francesco | Yamaha | 272,7 |
| 11 | 20 CIACCI Francesco | BMW | 272,0 |
| 12 | 9 MANTOVANI Andrea | - | 271,4 |
| 13 | 76 CAVALIERI Samuele | Ducati | 270,0 |
| 14 | 173 CRETARO Jacopo | Kawasaki | 270,0 |
| 15 | 15 BAIOTTO Matteo | - | 268,0 |
| 16 | 81 BERNARDI Alex | BMW | 268,0 |

SEG. 1

| | | |
|----|--------------------------------|--------|
| 1 | 70 VITALI Luca | 12.500 |
| 2 | 74 CALIA Kevin | 12.534 |
| 3 | 87 ZANETTI Lorenzo | 12.538 |
| 4 | 51 PIRRO Michele | 12.544 |
| 5 | 11 FERRARI Matteo | 12.545 |
| 6 | 9 MANTOVANI Andrea | 12.578 |
| 7 | 47 BASSANI Axel | 12.585 |
| 8 | 84 RUSSO Riccardo | 12.607 |
| 9 | 71 CORTI Claudio | 12.647 |
| 10 | 21 ANDREOZZI Alessandro | 12.659 |
| 11 | 76 CAVALIERI Samuele | 12.670 |
| 12 | 15 BAIOTTO Matteo | 12.770 |
| 13 | 75 COCCO Francesco | 12.773 |
| 14 | 20 CIACCI Francesco | 12.833 |
| 15 | 81 BERNARDI Alex | 12.860 |
| 16 | 173 CRETARO Jacopo | 12.860 |

SEG. 2

| | | |
|----|--------------------------------|--------|
| 1 | 70 VITALI Luca | 32.536 |
| 2 | 87 ZANETTI Lorenzo | 32.665 |
| 3 | 51 PIRRO Michele | 32.682 |
| 4 | 76 CAVALIERI Samuele | 32.720 |
| 5 | 47 BASSANI Axel | 32.752 |
| 6 | 15 BAIOTTO Matteo | 32.776 |
| 7 | 21 ANDREOZZI Alessandro | 32.808 |
| 8 | 11 FERRARI Matteo | 32.819 |
| 9 | 74 CALIA Kevin | 32.846 |
| 10 | 71 CORTI Claudio | 32.916 |
| 11 | 84 RUSSO Riccardo | 32.998 |
| 12 | 9 MANTOVANI Andrea | 33.072 |
| 13 | 173 CRETARO Jacopo | 33.293 |
| 14 | 81 BERNARDI Alex | 33.329 |
| 15 | 75 COCCO Francesco | 33.367 |
| 16 | 20 CIACCI Francesco | 33.396 |

SEG. 3

| | | |
|----|--------------------------------|--------|
| 1 | 51 PIRRO Michele | 31.260 |
| 2 | 70 VITALI Luca | 31.419 |
| 3 | 76 CAVALIERI Samuele | 31.451 |
| 4 | 15 BAIOTTO Matteo | 31.469 |
| 5 | 74 CALIA Kevin | 31.477 |
| 6 | 71 CORTI Claudio | 31.501 |
| 7 | 21 ANDREOZZI Alessandro | 31.529 |
| 8 | 47 BASSANI Axel | 31.601 |
| 9 | 84 RUSSO Riccardo | 31.641 |
| 10 | 9 MANTOVANI Andrea | 31.707 |
| 11 | 11 FERRARI Matteo | 31.727 |
| 12 | 87 ZANETTI Lorenzo | 31.829 |
| 13 | 81 BERNARDI Alex | 32.092 |
| 14 | 173 CRETARO Jacopo | 32.092 |
| 15 | 75 COCCO Francesco | 32.113 |
| 16 | 20 CIACCI Francesco | 32.140 |

SEG. 4

| | | |
|----|--------------------------------|--------|
| 1 | 74 CALIA Kevin | 20.588 |
| 2 | 51 PIRRO Michele | 20.643 |
| 3 | 87 ZANETTI Lorenzo | 20.657 |
| 4 | 15 BAIOTTO Matteo | 20.681 |
| 5 | 9 MANTOVANI Andrea | 20.697 |
| 6 | 47 BASSANI Axel | 20.714 |
| 7 | 84 RUSSO Riccardo | 20.743 |
| 8 | 11 FERRARI Matteo | 20.751 |
| 9 | 71 CORTI Claudio | 20.753 |
| 10 | 70 VITALI Luca | 20.792 |
| 11 | 21 ANDREOZZI Alessandro | 20.820 |
| 12 | 81 BERNARDI Alex | 20.839 |
| 13 | 75 COCCO Francesco | 20.854 |
| 14 | 76 CAVALIERI Samuele | 20.920 |
| 15 | 20 CIACCI Francesco | 21.030 |
| 16 | 173 CRETARO Jacopo | 21.235 |

07/10/2018

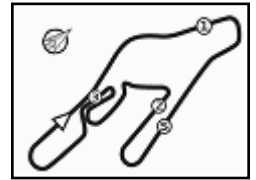
Title Sponsor



Sponsor Ufficiali



Powered by PERUGIA TIMING



Vallelunga 4.110 m

Vallelunga, 5-6-7 Ottobre 2018

Superbike - Analisi Tempi Gara 2

Start at 15:21'40.890

1 / 3

| 9 A. MANTOVANI (1'38.277) | | | | | | | |
|---------------------------|---------------|---------------|---------------|--------|-----------------|--------------|--------------|
| Giro | Seg.1 | Seg.2 | Seg.3 | Seg.4 | T. Giro | km/h | Local Time |
| 1 | | 34.062 | 32.904 | 21.293 | 1'46.425 | 271,4 | 15:23'27.315 |
| 2 | 12.900 | 33.159 | 31.897 | 20.846 | 1'38.802 | 268,7 | 15:25'06.117 |
| 3 | 12.739 | 33.105 | 31.926 | 20.776 | 1'38.546 | 269,3 | 15:26'44.663 |
| 4 | 12.902 | 33.594 | 31.850 | 20.697 | 1'39.043 | 268,0 | 15:28'23.706 |
| 5 | 12.765 | 33.264 | 31.988 | 20.750 | 1'38.767 | 271,4 | 15:30'02.473 |
| 6 | 12.640 | 33.072 | 31.958 | 20.752 | 1'38.422 | 270,0 | 15:31'40.895 |
| 7 | 12.722 | 33.313 | 32.159 | 20.732 | 1'38.926 | 267,3 | 15:33'19.821 |
| 8 | 12.655 | 33.132 | 31.741 | 20.769 | 1'38.297 | 269,3 | 15:34'58.118 |
| 9 | 12.717 | 33.230 | 31.918 | 20.743 | 1'38.608 | 270,0 | 15:36'36.726 |
| 10 | 12.578 | 33.187 | 31.868 | 20.945 | 1'38.578 | 269,3 | 15:38'15.304 |
| 11 | 12.614 | 33.202 | 31.707 | 20.754 | 1'38.277 | 269,3 | 15:39'53.581 |
| 12 | 12.601 | 33.300 | 31.964 | 20.795 | 1'38.660 | 270,7 | 15:41'32.241 |
| 13 | 12.695 | 33.083 | 31.773 | 20.733 | 1'38.284 | 270,0 | 15:43'10.525 |
| 14 | 12.668 | 33.611 | 31.727 | 20.699 | 1'38.705 | 265,4 | 15:44'49.230 |
| 15 | 12.722 | 33.345 | 31.892 | 20.772 | 1'38.731 | 265,4 | 15:46'27.961 |
| 16 | 12.719 | 33.600 | 31.798 | 20.900 | 1'39.017 | 264,1 | 15:48'06.978 |

| 11 M. FERRARI (1'38.219) | | | | | | | |
|--------------------------|--------|---------------|---------------|--------|-----------------|--------------|--------------|
| Giro | Seg.1 | Seg.2 | Seg.3 | Seg.4 | T. Giro | km/h | Local Time |
| 1 | | 33.763 | 33.101 | 21.374 | 1'46.316 | 273,4 | 15:23'27.206 |
| 2 | 12.707 | 32.983 | 32.119 | 20.936 | 1'38.745 | 274,8 | 15:25'05.951 |
| 3 | 12.696 | 32.819 | 32.133 | 21.132 | 1'38.780 | 273,4 | 15:26'44.731 |
| 4 | 12.699 | 33.093 | 31.973 | 20.949 | 1'38.714 | 270,7 | 15:28'23.445 |
| 5 | 12.728 | 33.067 | 32.001 | 20.835 | 1'38.631 | 270,0 | 15:30'02.076 |
| 6 | 12.669 | 32.977 | 31.921 | 21.010 | 1'38.577 | 269,3 | 15:31'40.653 |
| 7 | 12.691 | 32.947 | 31.900 | 20.873 | 1'38.411 | 269,3 | 15:33'19.064 |
| 8 | 12.731 | 32.973 | 31.976 | 20.775 | 1'38.455 | 269,3 | 15:34'57.519 |
| 9 | 12.695 | 33.187 | 31.975 | 20.885 | 1'38.742 | 267,3 | 15:36'36.261 |
| 10 | 12.672 | 32.921 | 32.076 | 20.864 | 1'38.533 | 268,7 | 15:38'14.794 |
| 11 | 12.684 | 32.901 | 31.851 | 20.930 | 1'38.366 | 268,0 | 15:39'53.160 |
| 12 | 12.752 | 33.111 | 31.954 | 20.913 | 1'38.730 | 267,3 | 15:41'31.890 |
| 13 | 12.695 | 33.065 | 31.907 | 20.812 | 1'38.479 | 272,0 | 15:43'10.369 |
| 14 | 12.627 | 32.948 | 31.864 | 20.780 | 1'38.219 | 271,4 | 15:44'48.588 |
| 15 | 12.539 | 33.244 | 31.890 | 20.751 | 1'38.430 | 276,9 | 15:46'27.018 |
| 16 | 12.685 | 33.170 | 31.727 | 20.793 | 1'38.375 | 274,1 | 15:48'05.393 |

| 15 M. BAIOTTO (1'37.812) | | | | | | | |
|--------------------------|---------------|---------------|---------------|--------|-----------------|--------------|--------------|
| Giro | Seg.1 | Seg.2 | Seg.3 | Seg.4 | T. Giro | km/h | Local Time |
| 1 | | | | | 1'44.520 | | 15:23'25.410 |
| 2 | | | | 20.856 | 1'38.297 | | 15:25'03.707 |
| 3 | 12.842 | 32.776 | 31.611 | 20.757 | 1'37.986 | 266,0 | 15:26'41.693 |
| 4 | 12.862 | 32.911 | 31.637 | 20.802 | 1'38.212 | 264,7 | 15:28'19.905 |
| 5 | 12.792 | 32.867 | 31.472 | 20.681 | 1'37.812 | 264,7 | 15:29'57.717 |
| 6 | 12.770 | 32.883 | 31.469 | 20.721 | 1'37.843 | 265,4 | 15:31'35.560 |
| 7 | 12.834 | 32.794 | 31.522 | 20.818 | 1'37.968 | 264,7 | 15:33'13.528 |
| 8 | 12.815 | 32.915 | 31.551 | 20.735 | 1'38.016 | 264,1 | 15:34'51.544 |
| 9 | 12.902 | 33.061 | 31.651 | 20.806 | 1'38.420 | 264,7 | 15:36'29.964 |
| 10 | 12.919 | 33.014 | 31.912 | 20.833 | 1'38.678 | 263,4 | 15:38'08.642 |
| 11 | 13.027 | 33.945 | 31.770 | 20.902 | 1'39.644 | 264,1 | 15:39'48.286 |
| 12 | 12.828 | 33.098 | 32.131 | 21.213 | 1'39.270 | 265,4 | 15:41'27.556 |
| 13 | 12.815 | 33.287 | 32.000 | 21.159 | 1'39.261 | 265,4 | 15:43'06.817 |
| 14 | 12.866 | 33.643 | 31.898 | 21.139 | 1'39.546 | 268,0 | 15:44'46.363 |
| 15 | 12.824 | 33.393 | 32.294 | 21.061 | 1'39.572 | 266,0 | 15:46'25.935 |
| 16 | 12.987 | 34.572 | 32.292 | 21.447 | 1'41.298 | 264,7 | 15:48'07.233 |

| 20 F. CIACCI (1'39.399) | | | | | | | |
|-------------------------|--------|--------|--------|--------|----------|--------------|--------------|
| Giro | Seg.1 | Seg.2 | Seg.3 | Seg.4 | T. Giro | km/h | Local Time |
| 1 | | 34.945 | 33.790 | 21.559 | 1'48.991 | 272,0 | 15:23'29.881 |
| 2 | 13.018 | 34.262 | 32.547 | 21.841 | 1'41.668 | 266,0 | 15:25'11.549 |
| 3 | 13.046 | 33.775 | 32.475 | 21.270 | 1'40.566 | 264,1 | 15:26'52.115 |
| 4 | 12.969 | 33.771 | 32.492 | 21.293 | 1'40.525 | 263,4 | 15:28'32.640 |
| 5 | 13.074 | 33.755 | 32.294 | 21.314 | 1'40.437 | 262,8 | 15:30'13.077 |

| | | | | | | | |
|----|---------------|---------------|---------------|--------|-----------------|-------|--------------|
| 6 | 13.056 | 33.860 | 32.582 | 21.269 | 1'40.767 | 262,8 | 15:31'53.844 |
| 7 | 13.091 | 33.680 | 32.552 | 21.429 | 1'40.752 | 264,1 | 15:33'34.596 |
| 8 | 13.067 | 33.813 | 32.395 | 21.509 | 1'40.784 | 263,4 | 15:35'15.380 |
| 9 | 13.026 | 33.671 | 32.480 | 21.482 | 1'40.659 | 263,4 | 15:36'56.039 |
| 10 | 13.000 | 33.713 | 32.528 | 21.334 | 1'40.575 | 261,5 | 15:38'36.614 |
| 11 | 13.016 | 33.716 | 32.431 | 21.450 | 1'40.613 | 262,8 | 15:40'17.227 |
| 12 | 13.044 | 34.076 | 32.422 | 21.261 | 1'40.803 | 263,4 | 15:41'58.030 |
| 13 | 12.838 | 33.923 | 32.390 | 21.253 | 1'40.404 | 266,7 | 15:43'38.434 |
| 14 | 12.915 | 33.539 | 32.383 | 21.186 | 1'40.023 | 266,7 | 15:45'18.457 |
| 15 | 12.833 | 33.396 | 32.140 | 21.030 | 1'39.399 | 266,7 | 15:46'57.856 |
| 16 | 12.884 | 33.433 | 32.152 | 21.134 | 1'39.603 | 264,1 | 15:48'37.459 |

| 21 A. ANDREOZZI (1'37.952) | | | | | | | |
|----------------------------|---------------|---------------|---------------|--------|-----------------|--------------|--------------|
| Giro | Seg.1 | Seg.2 | Seg.3 | Seg.4 | T. Giro | km/h | Local Time |
| 1 | | 34.360 | 33.456 | 21.615 | 1'47.890 | 273,4 | 15:23'28.780 |
| 2 | 12.873 | 33.332 | 32.155 | 21.155 | 1'39.515 | 273,4 | 15:25'08.295 |
| 3 | 13.105 | 33.862 | 31.800 | 21.104 | 1'39.871 | 264,7 | 15:26'48.166 |
| 4 | 12.808 | 33.016 | 31.792 | 20.981 | 1'38.597 | 270,7 | 15:28'26.763 |
| 5 | 12.659 | 33.021 | 31.834 | 21.435 | 1'38.949 | 272,0 | 15:30'05.712 |
| 6 | 13.390 | 33.746 | 31.822 | 21.101 | 1'40.059 | 270,0 | 15:31'45.771 |
| 7 | 12.724 | 32.808 | 31.600 | 20.820 | 1'37.952 | 270,0 | 15:33'23.723 |
| 8 | 12.799 | 32.896 | 31.583 | 20.957 | 1'38.235 | 269,3 | 15:35'01.958 |
| 9 | 12.873 | 32.945 | 31.529 | 21.273 | 1'38.620 | 270,0 | 15:36'40.578 |
| 10 | 12.737 | 32.864 | 31.705 | 20.894 | 1'38.200 | 269,3 | 15:38'18.778 |
| 11 | 12.803 | 33.085 | 31.696 | 21.070 | 1'38.654 | 270,7 | 15:39'57.432 |
| 12 | 12.665 | 32.953 | 31.845 | 20.917 | 1'38.380 | 270,0 | 15:41'35.812 |
| 13 | 12.738 | 33.024 | 31.833 | 21.039 | 1'38.634 | 270,0 | 15:43'14.446 |
| 14 | 12.741 | 32.854 | 31.775 | 20.968 | 1'38.338 | 270,0 | 15:44'52.784 |
| 15 | 12.859 | 32.896 | 31.767 | 21.050 | 1'38.572 | 269,3 | 15:46'31.356 |
| 16 | 12.797 | 33.036 | 31.948 | 21.139 | 1'38.920 | 268,7 | 15:48'10.276 |

| 47 A. BASSANI (1'37.652) | | | | | | | |
|--------------------------|---------------|---------------|---------------|--------|-----------------|--------------|--------------|
| Giro | Seg.1 | Seg.2 | Seg.3 | Seg.4 | T. Giro | km/h | Local Time |
| 1 | | 33.778 | 33.256 | 21.383 | 1'46.711 | 280,5 | 15:23'27.601 |
| 2 | 12.856 | 33.125 | 32.111 | 20.914 | 1'39.006 | 276,9 | 15:25'06.607 |
| 3 | 12.745 | 32.989 | 31.850 | 20.876 | 1'38.460 | 274,1 | 15:26'45.067 |
| 4 | 12.777 | 33.061 | 31.872 | 20.804 | 1'38.514 | 272,0 | 15:28'23.581 |
| 5 | 12.784 | 33.131 | 31.971 | 20.783 | 1'38.669 | 271,4 | 15:30'02.250 |
| 6 | 12.755 | 32.926 | 31.948 | 21.086 | 1'38.715 | 272,0 | 15:31'40.965 |
| 7 | 12.697 | 32.947 | 32.190 | 20.738 | 1'38.572 | 274,1 | 15:33'19.537 |
| 8 | 12.686 | 32.959 | 31.836 | 20.805 | 1'38.286 | 269,3 | 15:34'57.823 |
| 9 | 12.766 | 33.152 | 31.958 | 20.762 | 1'38.638 | 268,0 | 15:36'36.461 |
| 10 | 12.689 | 32.973 | 32.041 | 20.869 | 1'38.572 | 270,7 | 15:38'15.033 |
| 11 | 12.667 | 32.980 | 31.800 | 20.795 | 1'38.242 | 270,0 | 15:39'53.275 |
| 12 | 12.730 | 33.272 | 31.936 | 20.846 | 1'38.784 | 274,1 | 15:41'32.059 |
| 13 | 12.585 | 32.752 | 31.601 | 20.714 | 1'37.652 | 271,4 | 15:43'09.711 |
| 14 | 12.689 | 32.902 | 31.715 | 20.816 | 1'38.122 | 267,3 | 15:44'47.833 |
| 15 | 12.734 | 32.935 | 31.857 | 20.833 | 1'38.359 | 270,0 | 15:46'26.192 |
| 16 | 12.708 | 32.821 | 31.748 | 20.754 | 1'38.031 | 269,3 | 15:48'04.223 |

| 51 M. PIRRO (1'37.333) | | | | | | | |
|------------------------|--------|--------|--------|--------|----------|--------------|--------------|
| Giro | Seg.1 | Seg.2 | Seg.3 | Seg.4 | T. Giro | km/h | Local Time |
| 1 | | 33.671 | 32.440 | 21.371 | 1'45.045 | 270,0 | 15:23'25.935 |
| 2 | 12.716 | 32.999 | 31.960 | 20.917 | 1'38.592 | 272,0 | 15:25'04.527 |
| 3 | 12.703 | 32.877 | 31.808 | 21.001 | 1'38.389 | 274,1 | 15:26'42.916 |
| 4 | 12.678 | 33.121 | 31.622 | 20.908 | 1'38.329 | 269,3 | 15:28'21.245 |
| 5 | 12.607 | 33.089 | 31.480 | 20.909 | 1'38.085 | 269,3 | 15:29'59.330 |
| 6 | 12.585 | 33.007 | 31.472 | 20.842 | 1'37.906 | 268,7 | 15:31'37.236 |
| 7 | 12.607 | 32.900 | 31.372 | 20.893 | 1'37.772 | 270,0 | 15:33'15.008 |
| 8 | 12.639 | 32.930 | 31.388 | 20.776 | 1'37.733 | 270,0 | 15:34'52.741 |
| 9 | 12.570 | 33.037 | 31.584 | 20.786 | 1'37.977 | 270,7 | 15:36'30.718 |
| 10 | 12.552 | 32.869 | 32.340 | 21.002 | 1'38.763 | 272,0 | 15:38'09.481 |
| 11 | 12.569 | 33.193 | 31.625 | 20.904 | 1'38.291 | 275,5 | 15:39'47.772 |
| 12 | 12.555 | 33.010 | 31.382 | 21.168 | 1'38.115 | 272,7 | 15:41'25.887 |

07/10/2018

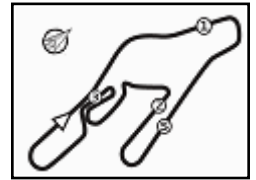
P = Box In/Out - C = Tempo Invalidato

Title Sponsor



Sponsor Ufficiali





Vallelunga, 5-6-7 Ottobre 2018

Superbike - Analisi Tempi Gara 2

Vallelunga 4.110 m

Start at 15:21'40.890

2 / 3

| | | | | | | | | | | | | | | | |
|----|---------------|---------------|---------------|--------|-----------------|-------|--------------|---|--------|--------|--------|--------|----------|--------------|--------------|
| 13 | 12.693 | 32.925 | 32.011 | 20.886 | 1'38.515 | 270,7 | 15:43'04.402 | 1 | | 34.782 | 33.138 | 21.258 | 1'48.173 | 272,7 | 15:23'29.063 |
| 14 | 12.544 | 33.506 | 31.529 | 20.691 | 1'38.270 | 270,0 | 15:44'42.672 | 2 | 13.156 | 33.597 | 32.780 | 21.127 | 1'40.660 | 272,0 | 15:25'09.723 |
| 15 | 12.706 | 32.682 | 31.292 | 20.653 | 1'37.333 | 267,3 | 15:46'20.005 | 3 | 12.929 | 33.642 | 32.301 | 20.906 | 1'39.778 | 270,0 | 15:26'49.501 |
| 16 | 12.595 | 32.995 | 31.260 | 20.643 | 1'37.493 | 269,3 | 15:47'57.498 | 4 | 12.827 | 33.467 | 32.272 | 20.893 | 1'39.459 | 270,0 | 15:28'28.960 |

70 L. VITALI (1'37.453)

| Giro | Seg.1 | Seg.2 | Seg.3 | Seg.4 | T. Giro | km/h | Local Time |
|------|---------------|---------------|---------------|--------|-----------------|--------------|--------------|
| 1 | | 33.788 | 32.896 | 21.509 | 1'45.946 | 274,8 | 15:23'26.836 |
| 2 | 12.846 | 32.811 | 31.664 | 20.971 | 1'38.292 | 273,4 | 15:25'05.128 |
| 3 | 12.623 | 32.877 | 31.732 | 21.101 | 1'38.333 | 274,8 | 15:26'43.461 |
| 4 | 12.630 | 33.095 | 32.029 | 21.007 | 1'38.761 | 274,8 | 15:28'22.222 |
| 5 | 12.500 | 32.684 | 31.870 | 21.116 | 1'38.170 | 274,8 | 15:30'00.392 |
| 6 | 12.598 | 32.602 | 31.652 | 20.830 | 1'37.682 | 274,1 | 15:31'38.074 |
| 7 | 12.552 | 32.669 | 31.763 | 20.995 | 1'37.979 | 275,5 | 15:33'16.053 |
| 8 | 12.545 | 32.536 | 31.419 | 20.960 | 1'37.460 | 273,4 | 15:34'53.513 |
| 9 | 12.559 | 32.778 | 31.657 | 20.838 | 1'37.832 | 272,7 | 15:36'31.345 |
| 10 | 12.570 | 32.667 | 31.703 | 20.965 | 1'37.905 | 273,4 | 15:38'09.250 |
| 11 | 12.704 | 32.851 | 31.696 | 20.939 | 1'38.190 | 272,0 | 15:39'47.440 |
| 12 | 12.705 | 32.872 | 31.463 | 21.248 | 1'38.288 | 270,7 | 15:41'25.728 |
| 13 | 12.754 | 33.066 | 31.774 | 20.906 | 1'38.500 | 272,0 | 15:43'04.228 |
| 14 | 12.683 | 33.761 | 31.755 | 20.871 | 1'39.070 | 276,9 | 15:44'43.298 |
| 15 | 12.562 | 32.618 | 31.481 | 20.792 | 1'37.453 | 273,4 | 15:46'20.751 |
| 16 | 12.630 | 32.560 | 31.440 | 21.633 | 1'38.263 | 273,4 | 15:47'59.014 |

76 S. CAVALIERI (1'37.926)

| Giro | Seg.1 | Seg.2 | Seg.3 | Seg.4 | T. Giro | km/h | Local Time |
|------|---------------|---------------|---------------|--------|-----------------|--------------|--------------|
| 1 | | 33.665 | 32.590 | 21.340 | 1'45.384 | 265,4 | 15:23'26.274 |
| 2 | 12.852 | 32.978 | 32.278 | 21.124 | 1'39.232 | 268,7 | 15:25'05.506 |
| 3 | 12.696 | 32.897 | 31.728 | 20.951 | 1'38.272 | 266,7 | 15:26'43.778 |
| 4 | 12.695 | 32.998 | 31.930 | 20.963 | 1'38.586 | 268,0 | 15:28'22.364 |
| 5 | 12.761 | 32.720 | 31.669 | 21.024 | 1'38.174 | 266,7 | 15:30'00.538 |
| 6 | 12.728 | 32.866 | 31.451 | 21.017 | 1'38.062 | 270,0 | 15:31'38.600 |
| 7 | 12.703 | 32.859 | 31.562 | 21.055 | 1'38.179 | 265,4 | 15:33'16.779 |
| 8 | 12.749 | 32.722 | 31.586 | 20.991 | 1'38.048 | 267,3 | 15:34'54.827 |
| 9 | 12.718 | 32.759 | 31.604 | 20.922 | 1'38.003 | 264,7 | 15:36'32.830 |
| 10 | 12.670 | 32.809 | 31.539 | 21.004 | 1'38.022 | 265,4 | 15:38'10.852 |
| 11 | 12.722 | 32.794 | 31.527 | 20.920 | 1'37.963 | 264,7 | 15:39'48.815 |
| 12 | 12.679 | 32.965 | 31.673 | 21.192 | 1'38.509 | 266,7 | 15:41'27.324 |
| 13 | 12.732 | 32.771 | 31.760 | 21.067 | 1'38.330 | 264,1 | 15:43'05.654 |
| 14 | 12.678 | 32.840 | 31.839 | 21.004 | 1'38.361 | 266,0 | 15:44'44.015 |
| 15 | 12.706 | 32.722 | 31.574 | 20.924 | 1'37.926 | 268,7 | 15:46'21.941 |
| 16 | 12.682 | 32.748 | 31.943 | 21.290 | 1'38.663 | 268,0 | 15:48'00.604 |

71 C. CORTI (1'38.088)

| Giro | Seg.1 | Seg.2 | Seg.3 | Seg.4 | T. Giro | km/h | Local Time |
|------|---------------|---------------|---------------|--------|-----------------|--------------|--------------|
| 1 | | 33.962 | 32.750 | 21.669 | 1'46.236 | 272,7 | 15:23'27.126 |
| 2 | 13.227 | 33.586 | 32.001 | 21.042 | 1'39.856 | 270,7 | 15:25'06.982 |
| 3 | 12.786 | 33.268 | 31.721 | 20.944 | 1'38.719 | 272,7 | 15:26'45.701 |
| 4 | 12.781 | 33.014 | 31.760 | 20.850 | 1'38.405 | 272,0 | 15:28'24.106 |
| 5 | 12.706 | 33.319 | 31.802 | 20.925 | 1'38.752 | 270,0 | 15:30'02.858 |
| 6 | 12.769 | 32.969 | 31.801 | 20.954 | 1'38.493 | 270,7 | 15:31'41.351 |
| 7 | 12.709 | 33.218 | 32.005 | 20.753 | 1'38.685 | 272,0 | 15:33'20.036 |
| 8 | 12.817 | 33.092 | 31.718 | 20.949 | 1'38.576 | 273,4 | 15:34'58.612 |
| 9 | 12.794 | 33.312 | 31.727 | 21.004 | 1'38.837 | 268,0 | 15:36'37.449 |
| 10 | 12.989 | 33.056 | 31.501 | 20.803 | 1'38.349 | 267,3 | 15:38'15.798 |
| 11 | 12.724 | 32.983 | 31.560 | 20.821 | 1'38.088 | 271,4 | 15:39'53.886 |
| 12 | 12.647 | 33.234 | 31.904 | 20.878 | 1'38.663 | 272,7 | 15:41'32.549 |
| 13 | 12.861 | 33.405 | 31.675 | 20.868 | 1'38.809 | 274,8 | 15:43'11.358 |
| 14 | 12.749 | 32.916 | 31.855 | 20.820 | 1'38.340 | 272,0 | 15:44'49.698 |
| 15 | 12.773 | 33.260 | 31.649 | 20.861 | 1'38.543 | 269,3 | 15:46'28.241 |
| 16 | 12.906 | 33.481 | 31.828 | 21.287 | 1'39.502 | 266,7 | 15:48'07.743 |

81 A. BERNARDI (1'39.220)

| Giro | Seg.1 | Seg.2 | Seg.3 | Seg.4 | T. Giro | km/h | Local Time |
|------|---------------|---------------|---------------|--------|-----------------|--------------|--------------|
| 1 | | 34.401 | 33.334 | 21.495 | 1'48.057 | 266,7 | 15:23'28.947 |
| 2 | 12.947 | 33.474 | 32.992 | 20.986 | 1'40.399 | 267,3 | 15:25'09.346 |
| 3 | 12.949 | 33.503 | 32.244 | 20.938 | 1'39.634 | 268,0 | 15:26'48.980 |
| 4 | 12.860 | 33.407 | 32.114 | 20.839 | 1'39.220 | 265,4 | 15:28'28.200 |
| 5 | 12.917 | 33.358 | 32.118 | 20.893 | 1'39.286 | 263,4 | 15:30'07.486 |
| 6 | 12.984 | 33.543 | 32.136 | 20.992 | 1'39.655 | 264,1 | 15:31'47.141 |
| 7 | 12.980 | 33.432 | 32.113 | 21.107 | 1'39.632 | 264,1 | 15:33'26.773 |
| 8 | 13.094 | 33.451 | 32.157 | 21.088 | 1'39.790 | 264,1 | 15:35'06.563 |
| 9 | 13.039 | 33.329 | 32.092 | 21.052 | 1'39.512 | 264,7 | 15:36'46.075 |
| 10 | 12.949 | 33.607 | 32.297 | 21.120 | 1'39.973 | 262,1 | 15:38'26.048 |
| 11 | 12.985 | 33.622 | 32.157 | 21.151 | 1'39.915 | 262,8 | 15:40'05.963 |
| 12 | 12.963 | 33.620 | 32.187 | 21.222 | 1'39.992 | 261,5 | 15:41'45.955 |
| 13 | 12.971 | 33.768 | 32.287 | 21.172 | 1'40.198 | 261,5 | 15:43'26.153 |
| 14 | 13.046 | 33.667 | 32.219 | 21.305 | 1'40.237 | 262,1 | 15:45'06.390 |
| 15 | 12.990 | 33.615 | 32.153 | 21.233 | 1'39.991 | 261,5 | 15:46'46.381 |
| 16 | 13.029 | 33.901 | 32.440 | 21.605 | 1'40.975 | 261,5 | 15:48'27.356 |

84 R. RUSSO (1'38.144)

| Giro | Seg.1 | Seg.2 | Seg.3 | Seg.4 | T. Giro | km/h | Local Time |
|------|---------------|---------------|---------------|--------|-----------------|--------------|--------------|
| 1 | | 34.451 | 33.367 | 21.525 | 1'47.377 | 266,0 | 15:23'28.267 |
| 2 | 12.915 | 33.410 | 32.117 | 20.758 | 1'39.200 | 275,5 | 15:25'07.467 |
| 3 | 12.834 | 33.326 | 31.958 | 20.808 | 1'38.926 | 274,1 | 15:26'46.393 |
| 4 | 12.759 | 33.185 | 32.450 | 20.947 | 1'39.341 | 274,1 | 15:28'25.734 |
| 5 | 12.762 | 32.998 | 31.641 | 20.743 | 1'38.144 | 269,3 | 15:30'03.878 |
| 6 | 12.757 | 33.135 | 31.743 | 20.749 | 1'38.384 | 270,7 | 15:31'42.262 |
| 7 | 12.607 | 33.109 | 31.796 | 20.943 | 1'38.455 | 270,7 | 15:33'20.717 |

75 F. COCCO (1'39.378)

| Giro | Seg.1 | Seg.2 | Seg.3 | Seg.4 | T. Giro | km/h | Local Time |
|------|---------------|---------------|---------------|--------|-----------------|--------------|--------------|
| 1 | | 34.232 | 33.230 | 21.284 | 1'47.171 | 272,7 | 15:23'28.061 |
| 2 | 12.992 | 33.388 | 31.977 | 20.839 | 1'39.196 | 269,3 | 15:25'07.257 |
| 3 | 12.764 | 33.388 | 31.893 | 20.817 | 1'38.862 | 271,4 | 15:26'46.119 |
| 4 | 12.694 | 33.441 | 32.603 | 21.121 | 1'39.859 | 267,3 | 15:28'25.978 |
| 5 | 12.769 | 33.287 | 31.669 | 20.921 | 1'38.646 | 266,0 | 15:30'04.624 |
| 6 | 12.816 | 33.110 | 31.773 | 20.823 | 1'38.522 | 266,7 | 15:31'43.146 |
| 7 | 12.659 | 33.064 | 31.595 | 20.796 | 1'38.114 | 266,0 | 15:33'21.260 |
| 8 | 12.685 | 33.137 | 31.641 | 20.739 | 1'38.202 | 269,3 | 15:34'59.462 |
| 9 | 12.647 | 33.319 | 31.802 | 20.782 | 1'38.550 | 270,0 | 15:36'38.012 |
| 10 | 12.615 | 33.543 | 31.698 | 20.816 | 1'38.672 | 270,7 | 15:38'16.684 |
| 11 | 12.617 | 33.008 | 31.562 | 20.659 | 1'37.846 | 269,3 | 15:39'54.530 |
| 12 | 12.657 | 33.029 | 31.702 | 20.789 | 1'38.177 | 270,0 | 15:41'32.707 |
| 13 | 12.705 | 33.126 | 31.602 | 20.588 | 1'38.021 | 268,0 | 15:43'10.728 |
| 14 | 12.545 | 33.297 | 31.477 | 20.712 | 1'38.031 | 266,7 | 15:44'48.759 |
| 15 | 12.534 | 32.846 | 31.573 | 20.715 | 1'37.668 | 274,1 | 15:46'26.427 |
| 16 | 12.628 | 33.539 | 31.660 | 20.741 | 1'38.568 | 265,4 | 15:48'04.995 |

07/10/2018

P = Box In/Out - C = Tempo Invalidato

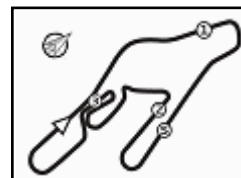
Title Sponsor



Sponsor Ufficiali



Powered by PERUGIA TIMING



Vallelunga 4.110 m

3 / 3

Vallelunga, 5-6-7 Ottobre 2018

Superbike - Analisi Tempi Gara 2

Start at 15:21'40.890

| | 12.649 | 33.214 | 31.690 | 20.865 | 1'38.418 | 272,7 | 15:34'59.135 |
|----|--------|--------|--------|--------|----------|-------|--------------|
| 8 | 12.775 | 33.183 | 31.858 | 20.915 | 1'38.731 | 272,0 | 15:36'37.866 |
| 10 | 12.665 | 33.354 | 31.784 | 20.883 | 1'38.686 | 272,7 | 15:38'16.552 |
| 11 | 12.659 | 36.783 | 31.945 | 21.219 | 1'42.606 | 266,7 | 15:39'59.158 |
| 12 | 12.758 | 33.176 | 31.932 | 21.019 | 1'38.885 | 268,0 | 15:41'38.043 |
| 13 | 12.748 | 37.038 | 31.902 | 21.286 | 1'42.974 | 264,1 | 15:43'21.017 |
| 14 | 12.871 | 34.560 | 31.922 | 21.093 | 1'40.446 | 261,5 | 15:45'01.463 |
| 15 | 13.001 | 35.518 | 31.940 | 21.059 | 1'41.518 | 264,7 | 15:46'42.981 |
| 16 | 12.911 | 33.570 | 32.271 | 21.820 | 1'40.572 | 265,4 | 15:48'23.553 |

87 L. ZANETTI (1'37.711)

| Giro | Seg.1 | Seg.2 | Seg.3 | Seg.4 | T. Giro | km/h | Local Time |
|------|---------------|---------------|---------------|--------|-----------------|--------------|--------------|
| 1 | | 33.442 | 32.583 | 21.118 | 1'44.639 | 270,0 | 15:23'25.529 |
| 2 | 12.906 | 32.991 | 31.991 | 20.993 | 1'38.881 | 272,7 | 15:25'04.410 |
| 3 | 12.781 | 32.681 | 32.292 | 21.070 | 1'38.824 | 273,4 | 15:26'43.234 |
| 4 | 12.648 | 33.023 | 32.056 | 20.771 | 1'38.498 | 273,4 | 15:28'21.732 |
| 5 | 12.621 | 32.760 | 31.876 | 20.677 | 1'37.934 | 274,8 | 15:29'59.666 |
| 6 | 12.594 | 32.892 | 31.874 | 20.742 | 1'38.102 | 272,7 | 15:31'37.768 |
| 7 | 12.538 | 32.725 | 32.143 | 21.026 | 1'38.432 | 274,1 | 15:33'16.200 |
| 8 | 12.544 | 32.665 | 31.972 | 20.676 | 1'37.857 | 277,6 | 15:34'54.057 |
| 9 | 12.554 | 32.671 | 31.829 | 20.657 | 1'37.711 | 276,2 | 15:36'31.768 |
| 10 | 12.573 | 34.364 | 32.488 | 21.222 | 1'40.647 | 276,9 | 15:38'12.415 |
| 11 | 12.736 | 32.732 | 32.116 | 20.816 | 1'38.400 | 274,1 | 15:39'50.815 |
| 12 | 12.620 | 32.783 | 32.020 | 20.797 | 1'38.220 | 273,4 | 15:41'29.035 |
| 13 | 12.681 | 32.699 | 31.956 | 20.735 | 1'38.071 | 275,5 | 15:43'07.106 |
| 14 | 12.639 | 32.983 | 31.943 | 20.983 | 1'38.548 | 272,7 | 15:44'45.654 |
| 15 | 12.715 | 32.883 | 32.083 | 20.892 | 1'38.573 | 273,4 | 15:46'24.227 |
| 16 | 12.732 | 32.836 | 32.279 | 21.004 | 1'38.851 | 272,0 | 15:48'03.078 |

173 J. CRETARO (1'39.696)

| Giro | Seg.1 | Seg.2 | Seg.3 | Seg.4 | T. Giro | km/h | Local Time |
|------|---------------|---------------|---------------|--------|-----------------|--------------|--------------|
| 1 | | 35.382 | 33.648 | 21.686 | 1'49.580 | 268,0 | 15:23'30.470 |
| 2 | 13.351 | 34.215 | 32.922 | 21.483 | 1'41.971 | 268,0 | 15:25'12.441 |
| 3 | 13.087 | 33.572 | 32.786 | 21.440 | 1'40.885 | 265,4 | 15:26'53.326 |
| 4 | 13.051 | 33.444 | 32.599 | 21.332 | 1'40.426 | 264,7 | 15:28'33.752 |
| 5 | 12.913 | 33.465 | 32.648 | 21.265 | 1'40.291 | 264,1 | 15:30'14.043 |
| 6 | 12.918 | 33.578 | 32.433 | 21.300 | 1'40.229 | 264,7 | 15:31'54.272 |
| 7 | 12.911 | 33.673 | 32.652 | 21.434 | 1'40.670 | 266,7 | 15:33'34.942 |
| 8 | 13.010 | 33.706 | 32.629 | 21.484 | 1'40.829 | 270,0 | 15:35'15.771 |
| 9 | 12.860 | 33.620 | 33.196 | 21.386 | 1'41.062 | 267,3 | 15:36'56.833 |
| 10 | 12.955 | 33.429 | 32.536 | 21.388 | 1'40.308 | 265,4 | 15:38'37.141 |
| 11 | 12.932 | 33.496 | 32.505 | 21.417 | 1'40.350 | 269,3 | 15:40'17.491 |
| 12 | 12.888 | 33.507 | 32.211 | 21.485 | 1'40.091 | 270,0 | 15:41'57.582 |
| 13 | 12.988 | 33.764 | 32.309 | 21.477 | 1'40.538 | 262,1 | 15:43'38.120 |
| 14 | 12.928 | 33.479 | 32.286 | 21.235 | 1'39.928 | 263,4 | 15:45'18.048 |
| 15 | 12.951 | 33.293 | 32.092 | 21.360 | 1'39.696 | 260,9 | 15:46'57.744 |
| 16 | 13.085 | 33.614 | 32.383 | 21.261 | 1'40.343 | 266,7 | 15:48'38.087 |

07/10/2018

P = Box In/Out - C = Tempo Invalidato

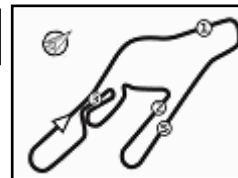
Title Sponsor



Sponsor Ufficiali



Powered by PERUGIA TIMING



Vallelunga 4.110 m

1 / 2

Vallelunga, 5-6-7 Ottobre 2018 Superbike - Classifica Campionato

| | | April 8 MISANO 1 | May 6 MUGELLO 1 | June 24 IMOLA | July 29 MISANO 2 | September 23 MUGELLO 2 | October 7 VALLELUNGA | | | | | | | | | | | | | | | | |
|----|--------------------------------------|---------------------|--------------------|------------------|---------------------|---------------------------|-------------------------|----------------|--|--|--|--|--|--|--|--|--|--|--|--|--|--|--|
| 1 | PIRRO Michele (ITA) | 224 | 25 25 1 1 | 25 25 1 1 | 20 0 1 2 | 0 25 2 1 | 25 4 1 2 | 25 25 1 1 | | | | | | | | | | | | | | | |
| 2 | FERRARI Matteo (ITA) | 196 28 | 20 20 2 2 | 20 20 2 2 | 16 25 2 1 | 11 10 1 2 | 20 25 2 1 | 0 9 2 2 | | | | | | | | | | | | | | | |
| 3 | ZANETTI Lorenzo (ITA) | 179 45 17 | 16 9 3 4 | 16 8 3 3 | 25 20 3 3 | 25 20 3 3 | 16 11 3 3 | 0 13 3 3 | | | | | | | | | | | | | | | |
| 4 | VITALI Luca (ITA) | 150 74 29 | 0 16 7 | 11 11 5 6 | 10 16 4 4 | 16 13 4 4 | 13 16 4 4 | 8 20 4 4 | | | | | | | | | | | | | | | |
| 5 | BASSANI Axel (ITA) | 122 102 28 | 11 11 5 5 | 8 10 4 4 | 7 8 5 5 | 10 7 5 5 | 10 20 5 5 | 9 11 5 5 | | | | | | | | | | | | | | | |
| 6 | CORTI Claudio (ITA) | 92 132 30 | 9 8 7 6 | 0 7 9 8 | 9 9 7 6 | 7 4 6 8 | 11 6 6 7 | 16 6 6 6 | | | | | | | | | | | | | | | |
| 7 | RUSSO Riccardo (ITA) | 84 140 8 | 5 0 11 16 | 6 4 14 14 | 11 10 11 9 | 13 11 6 6 | 0 0 7 9 | 20 4 7 7 | | | | | | | | | | | | | | | |
| 8 | ANDREOZZI Alessandro (ITA) | 78 146 6 | 13 13 4 3 | 0 13 6 5 | 0 0 6 8 | 8 8 9 7 | 5 13 7 6 | 0 5 8 8 | | | | | | | | | | | | | | | |
| 9 | CAVALIERI Samuele (ITA) | 76 148 2 | 6 0 10 14 | 0 5 17 16 | 13 11 13 10 | 3 6 11 11 | 9 7 10 9 | 0 16 12 9 | | | | | | | | | | | | | | | |
| 10 | BAIOCCO Matteo (ITA) | 76 148 0 | 0 10 10 | 13 0 7 10 | 5 6 9 11 | 6 0 10 12 | 6 10 11 11 | 13 7 9 9 | | | | | | | | | | | | | | | |
| 11 | MANTOVANI Andrea (ITA) | 73 151 3 | 0 1 19 | 10 16 14 7 | 0 13 10 7 | 9 0 6 9 | 8 8 9 8 | 0 8 10 11 | | | | | | | | | | | | | | | |
| 12 | CALIA Kevin (ITA) | 73 151 0 | 0 7 12 | 7 6 12 11 | 0 7 14 14 | 4 5 14 13 | 7 9 13 12 | 11 10 11 11 | | | | | | | | | | | | | | | |
| 13 | BERNARDI Alex (ITA) | 57 167 16 | 8 6 8 8 | 5 0 8 12 | 6 5 12 13 | 2 3 13 15 | 4 5 14 14 | 10 3 13 13 | | | | | | | | | | | | | | | |
| 14 | GAMARINO Christian (ITA) | 46 178 11 | 2 4 14 14 | 9 9 10 8 | 8 0 8 12 | 5 9 12 10 | 0 0 11 13 | 0 0 14 14 | | | | | | | | | | | | | | | |
| 15 | TAMBURINI Roberto (ITA) | 36 188 10 | 0 0 | 0 0 | 0 0 | 20 16 15 13 | 0 0 15 15 | 0 0 15 15 | | | | | | | | | | | | | | | |
| 16 | CIACCI Francesco (ITA) | 22 202 14 | 1 0 15 19 | 0 2 20 19 | 0 3 19 19 | 1 2 19 19 | 3 2 19 17 | 7 1 16 16 | | | | | | | | | | | | | | | |
| 17 | SALTARELLI Simone (ITA) | 18 206 4 | 7 5 9 9 | 3 3 10 13 | 0 0 15 15 | 0 0 16 16 | 0 0 16 16 | 0 0 17 17 | | | | | | | | | | | | | | | |
| 18 | PEROTTI Fabrizio (ITA) | 14 210 4 | 10 0 6 10 | 4 0 12 15 | 0 0 16 16 | 0 0 17 17 | 0 0 17 17 | 0 0 18 18 | | | | | | | | | | | | | | | |
| 19 | COCCO Francesco (ITA) | 13 211 1 | 0 0 | 1 0 20 21 | 2 0 19 21 | 0 0 22 22 | 1 1 21 21 | 6 2 20 19 | | | | | | | | | | | | | | | |
| 20 | TERZIANI Alessio (ITA) | 13 211 0 | 4 3 12 12 | 0 0 16 17 | 4 2 17 17 | 0 0 18 18 | 0 0 18 19 | 0 0 19 19 | | | | | | | | | | | | | | | |
| 21 | CRETARO Jacopo (ITA) | 8 216 5 | 0 0 | 0 0 | 0 0 | 0 0 | 0 3 23 | 5 0 21 21 | | | | | | | | | | | | | | | |
| 22 | CASTELLI Alessio (ITA) | 8 216 0 | 0 0 | 0 0 | 3 4 19 18 | 0 1 19 20 | 0 0 20 20 | 0 0 21 21 | | | | | | | | | | | | | | | |
| 23 | SCHIAVONI Denni (ITA) | 4 220 4 | 0 2 18 | 2 0 18 18 | 0 0 18 20 | 0 0 21 21 | 0 0 21 22 | 0 0 23 23 | | | | | | | | | | | | | | | |
| 24 | LAI Fabrizio (ITA) | 3 221 1 | 3 0 13 17 | 0 0 19 19 | 0 0 19 21 | 0 0 22 22 | 0 0 23 23 | 0 0 24 24 | | | | | | | | | | | | | | | |

07/10/2018

Prima Riga: Punteggio di Campionato - Seconda Riga: Progressione di Posizione

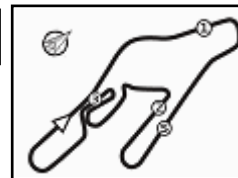
Title Sponsor



Sponsor Ufficiali



Powered by PERUGIA TIMING

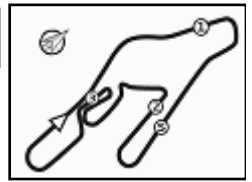


Vallelunga 4.110 m

2 / 2

Vallelunga, 5-6-7 Ottobre 2018 Superbike - Classifica Campionato

| | | | | April 8 MISANO 1 | May 6 MUGELLO 1 | June 24 IMOLA | July 29 MISANO 2 | September 23 MUGELLO 2 | October 7 VALLELUNGA | | | | | | | | |
|--|---|-----|---|---------------------|--------------------|------------------|---------------------|---------------------------|-------------------------|--|--|--|--|--|--|--|--|
| 25 MENGI Fabio (ITA) | 2 | 222 | 1 | 0 0 | 0 0 | 0 0 | 0 0 | 2 0 24 25 | 0 0 25 25 | | | | | | | | |
| 26 TORCOLACCI Alessandro (ITA) | 2 | 222 | 0 | 0 0 | 0 1 21 | 0 1 23 23 | 0 0 24 24 | 0 0 24 25 | 0 0 25 25 | | | | | | | | |
| 27 DA COSTA Julien (FRA) | 1 | 223 | 1 | 0 0 | 0 0 | 1 0 23 24 | 0 0 25 25 | 0 0 26 27 | 0 0 27 27 | | | | | | | | |



Vallelunga 4.110 m

Vallelunga, 5-6-7 Ottobre 2018 Superbike - Classifica Costruttori

| | | | April 8 MISANO 1 | May 6 MUGELLO 1 | June 24 IMOLA | July 29 MISANO 2 | September 23 MUGELLO 2 | October 7 VALLELUNGA | | | | | | | | | | |
|---|-----------|------------|---------------------|--------------------|------------------|---------------------|---------------------------|-------------------------|---------|---------|---------|---------|---------|--------|--|--|--|--|
| 1 | DUCATI | 300 | 25 1 | 25 1 | 25 1 | 25 1 | 25 1 | 25 1 | 25 1 | 25 1 | | | | | | | | |
| 2 | BMW | 174 126 | 11 3 | 16 2 | 11 2 | 11 2 | 10 2 | 16 2 | 20 2 | 13 2 | 20 2 | 10 2 | 20 2 | | | | | |
| 3 | YAMAHA | 121 179 53 | 13 2 | 13 3 | 2 3 | 13 3 | 9 3 | 9 3 | 8 3 | 8 3 | 11 3 | 13 3 | 16 3 | 6 3 | | | | |
| 4 | - | 105 195 16 | 10 5 | 13 4 | 16 4 | 5 4 | 13 4 | 9 4 | 4 4 | 8 4 | 10 4 | 13 4 | 8 4 | | | | | |
| 5 | SUZUKI | 73 227 32 | 7 6 | 7 6 | 6 6 | 7 6 | 4 5 | 5 5 | 7 5 | 9 5 | 11 5 | 10 5 | | | | | | |
| 6 | KAWASAKI | 38 262 35 | 7 4 | 5 4 | 6 5 | 4 5 | 3 5 | 4 5 | 1 6 | 3 6 | 5 6 | 6 6 | | | | | | |
| 7 | MV AGUSTA | 3 297 35 | 3 5 | 7 7 | 7 7 | 7 7 | 7 7 | 7 7 | 7 7 | 7 7 | 7 7 | 7 7 | | | | | | |

07/10/2018

First Line: Championship Standings - Second Line: Ranking Progression

Title Sponsor



Sponsor Ufficiali



Powered by PERUGIA TIMING