

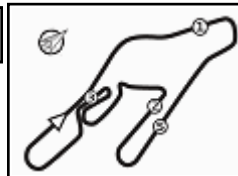
Vallelunga 4.110 m

Vallelunga 6-7-8 Ottobre 2017

Supersport 300 - Griglia Gara 2

12 Giri x 4,110 km = 49,320 km

13	37	38	39
99 CAVOTTA A. KTM 1'59.419	11 AGOSTINO S. Kawasaki 1'59.448	77 GIUFFRÈ L. KTM 2'01.214	
12	34	35	36
4 STIRPE G. Honda 1'58.284	7 TUTTOLOMONDO D. Honda 1'58.385	121 CUPAIOLI N. Honda 1'58.746	
11	31	32	33
34 GENTILE M. KTM 1'56.099	29 SPATOLA G. Yamaha 1'56.954	33 ZAMBONI S. Kawasaki 1'57.659	
10	28	29	30
119 MORA G. KTM 1'55.643	30 SEREN ROSSO L. Yamaha 1'55.799	12 BALBONI G. Yamaha 1'55.828	
9	25	26	27
5 GARGANO M. Honda 1'55.403	8 PORRETTA M. Yamaha 1'55.510	74 RUSSO D. Yamaha 1'55.626	
8	22	23	24
25 HAGA R. Yamaha 1'54.674	32 LONGO A. Yamaha 1'54.700	96 PONZIANI R. Yamaha 1'55.142	
7	19	20	21
66 CECCARELLI M. Honda 1'53.753	3 DOTI L. KTM 1'54.361	2 SOMMARIVA L. Yamaha 1'54.465	
6	16	17	18
18 FORTINI L. Kawasaki 1'53.558	31 MATTURRO N. Yamaha 1'53.595	21 HAGA A. Yamaha 1'53.682	
5	13	14	15
54 FULIGNI F. Yamaha 1'53.298	84 RAPICAVOLI G. Yamaha 1'53.423	88 BARANI N. Kawasaki 1'53.551	
4	10	11	12
79 RAGUSA S. Yamaha 1'53.046	56 BERNABÈ N. Kawasaki 1'53.047	14 PRIOLI F. Yamaha 1'53.099	
3	7	8	9
22 TONASSI E. Yamaha 1'52.849	43 GENERALI E. Yamaha 1'52.868	9 GIANNINI G. Yamaha 1'53.044	
2	4	5	6
199 GRASSIA P. Honda 1'52.371	37 PASTORE F. Yamaha 1'52.385	19 BERNARDI L. Yamaha 1'52.537	
1	1	2	3
49 CARUSI M. Kawasaki 1'51.752	95 ARDUINI K. Yamaha 1'52.168	85 SABATUCCI K. Yamaha 1'52.361	



Vallelunga 4.110 m

Vallelunga 6-7-8 Ottobre 2017

Supersport 300 - Classifica Gara 2

Giri 12 = 49,320 km - Media 130,770 km/h - Tempo di gara 22'37.745

Num.	Conducente	Naz	Motoclub	Team	Moto	Gom.	Giri	Tempo	Dist.	Rel.	Giro Veloce	
1	49 CARUSI Marco	ITA	Spoletto	GP Project Team	Kawasaki	P.	12	22'37.745		6	1'52.042	
2	199 GRASSIA Paolo	ITA	Spoletto		Honda	P.	12	22'37.753	0.008	0.008	12	1'52.126
3	31 MATTURRO Nicodemo	ITA	598	AG MotorSport IT	Yamaha	P.	12	22'38.176	0.431	0.423	7	1'51.659
4	19 BERNARDI Luca	RSM	San Marino		Yamaha	P.	12	22'38.508	0.763	0.332	6	1'52.223
5	95 ARDUINI Kevin	ITA	Piceno E. Ameli		Yamaha	P.	12	22'38.901	1.156	0.393	8	1'52.361
6	37 PASTORE Francesco	ITA	Morrovalle	CH4 by Bottega della Moto	Yamaha	P.	12	22'48.195	10.450	9.294	6	1'52.409
7	88 BARANI Niko	ITA	Guzzi M.Sport Zingoni	GDR Racing Team	Kawasaki	P.	12	22'51.783	14.038	3.588	4	1'52.892
8	22 TONASSI Emanuele	ITA	Lumezzane	Team Rosso e Nero	Yamaha	P.	12	22'51.784	14.039	0.001	5	1'52.696
9	25 HAGA Ryota	JPN	Biassono F. Pirovano	AG MotorSport IT	Yamaha	P.	12	22'52.183	14.438	0.399	3	1'52.735
10	66 CECCARELLI Matteo	ITA	Firenze	E&E-LPM	Honda	P.	12	22'52.564	14.819	0.381	3	1'53.010
11	56 BERNABÈ Nicola	ITA	CMV	GP Project Team	Kawasaki	P.	12	22'53.181	15.436	0.617	4	1'52.048
12	18 FORTINI Lorenzo	ITA	Portomaggiore	GP Project Team	Kawasaki	P.	12	22'53.454	15.709	0.273	11	1'53.343
13	85 SABATUCCI Kevin	ITA	Piceno E. Ameli	ProGP	Yamaha	P.	12	22'56.273	18.528	2.819	7	1'52.366
14	79 RAGUSA Salvatore	ITA	Morena	Gradara Corse	Yamaha	P.	12	22'56.453	18.708	0.180	11	1'52.078
15	84 RAPICAVOLI Gianluca	ITA	Biassono F. Pirovano		Yamaha	P.	12	23'00.037	22.292	3.584	11	1'52.944
16	21 HAGA Akito	JPN	Biassono F. Pirovano	AG MotorSport IT	Yamaha	P.	12	23'05.829	28.084	5.792	3	1'52.728
17	14 PRIOLI Francesco	ITA	Cattolica	Gradara Corse	Yamaha	P.	12	23'07.146	29.401	1.317	8	1'53.960
18	8 PORRETTA Matteo	ITA	Aprilia		Yamaha	P.	12	23'07.282	29.537	0.136	8	1'53.855
19	3 DOTI Lee	CHE	FMS		KTM	P.	12	23'08.239	30.494	0.957	8	1'54.026
20	2 SOMMARIVA Lorenzo	ITA	1000Hp Pistoia		Yamaha	P.	12	23'08.624	30.879	0.385	6	1'53.840
21	5 GARGANO Manolo	ITA	Monaco	E&E-LPM	Honda	P.	12	23'22.790	45.045	14.166	6	1'54.665
22	74 RUSSO Daniel	ITA	Spoletto		Yamaha	P.	12	23'23.017	45.272	0.227	6	1'54.830
23	96 PONZIANI Roberta	ITA	Giulianova		Yamaha	P.	12	23'23.369	45.624	0.352	6	1'54.732
24	30 SEREN ROSSO Luca	ITA	Spoletto	Team Rosso e Nero	Yamaha	P.	12	23'23.594	45.849	0.225	5	1'54.818
25	34 GENTILE Matteo	ITA	Cernusco		KTM	P.	12	23'23.839	46.094	0.245	5	1'55.100
26	12 BALBONI Giovanni	ITA	Della Futa	Gradara Corse	Yamaha	P.	12	23'29.994	52.249	6.155	8	1'55.865
27	119 MORA Giacomo	ITA	Conselice		KTM	P.	12	23'30.077	52.332	0.083	4	1'55.923
28	7 TUTTOLOMONDO Dario	ITA	Firenze	E&E-LPM	Honda	P.	12	23'50.546	1'12.801	20.469	4	1'57.371
29	29 SPATOLA Giovanni	ITA	Piccole Pesti		Yamaha	P.	12	23'52.320	1'14.575	1.774	5	1'57.424
30	121 CUPAIOLI Nicolas	ITA	I Briganti della Torre		Honda	P.	12	24'12.859	1'35.114	20.539	8	1'59.445
31	99 CAVOTTA Alessandro	ITA	Dragon Racing		KTM	P.	12	24'17.858	1'40.113	4.999	6	1'59.650
32	77 GIUFFRÈ Lodovico	ITA	Bellinzago		KTM	P.	12	24'37.092	1'59.347	19.234	9	2'01.037
33	9 GIANNINI Gabriele	ITA	Monaco		Yamaha	P.	11	23'39.333	1 Giro	1 Giro	10	2'00.386
----- Non Classificati: -----												
RIT	4 STIRPE Giuliano	ITA	GMC	E&E-LPM	Honda	P.	7	13'58.613	5 Giri		6	1'57.740
RIT	11 AGOSTINO Stefano	ITA	TTN Racing Club		Kawasaki	P.	7	14'12.091	5 Giri		6	1'59.290
RIT	43 GENERALI Eugenio	ITA	T. Benelli	AG Racing	Yamaha	P.	1	2'01.879	11 Giri			
RIT	54 FULIGNI Filippo	ITA	Franco Uncini		Yamaha	P.	0					
RIT	33 ZAMBONI Simone	ITA	Centaur F.	GDR Racing Team	Kawasaki	P.	0					
NP	32 LONGO Andrea	ITA	Portomaggiore		Yamaha	P.						

Partenti:: 39 Non Partiti:: 1 Ritirati:: 5 Non Classificati:: 0 Classificati:: 33 Esclusi:: 0

Giro Veloce N. 7 Num. 31 Nicodemo Matturro Tempo 1'51.659 Media. 132,511 Km/h

Umidità	37%	ARIA	21°C
Condizioni	Dry	Temp.	31°C

Inizio 08/10/2017 12:53 Fine 13:18

Esposta alle:

 AREA COMUNICAZIONE CIV press@civ.tv

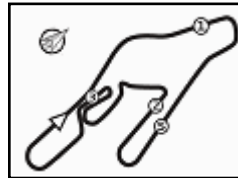
Title Sponsor



Sponsor Ufficiali



Powered by PERUGIA TIMING

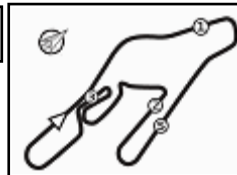


Vallelunga 4.110 m

Vallelunga 6-7-8 Ottobre 2017 Supersport 300 - Contagiri Gara 2

Giro												
	1	2	3	4	5	6	7	8	9	10	11	12
1	85	199	85	19	199	49	49	199	19	49	49	49
2	49	85	19	199	19	19	19	49	199	199	19	199
3	199	49	49	49	49	199	199	19	49	19	199	31
4	37	19	199	95	95	95	31	31	31	31	31	19
5	95	95	95	37	37	37	95	95	95	95	95	95
6	19	37	37	88	31	31	37	37	37	37	37	37
7	22	31	88	31	88	88	22	88	22	88	22	88
8	88	88	25	25	56	21	88	21	88	22	21	22
9	21	22	31	56	22	22	21	66	21	66	66	25
10	43	25	22	22	25	25	25	22	66	25	88	66
11	56	21	21	21	21	66	66	25	25	21	25	56
12	31	56	56	66	66	56	56	56	56	56	18	18
13	25	66	66	18	18	18	18	18	18	18	56	85
14	66	84	18	84	84	84	84	85	85	85	79	79
15	84	18	84	14	8	8	85	79	79	79	85	84
16	18	3	3	3	14	14	79	84	84	84	84	21
17	3	96	8	8	3	85	14	14	14	14	14	14
18	96	8	14	5	85	79	8	8	3	3	8	8
19	5	14	96	96	2	3	3	3	2	2	3	3
20	119	5	74	2	79	2	2	2	8	8	2	2
21	8	2	5	74	96	96	5	74	74	74	5	5
22	14	74	2	85	74	5	74	5	5	5	74	74
23	2	119	30	34	5	74	96	96	96	96	30	96
24	74	30	34	79	34	30	34	30	30	30	96	30
25	30	34	119	30	30	34	30	34	34	34	34	34
26	34	12	79	119	119	119	119	119	12	12	12	12
27	4	4	12	12	12	12	12	12	119	119	119	119
28	12	79	4	7	7	7	7	7	7	7	7	7
29	121	7	7	4	29	4	4	29	29	29	29	29
30	7	29	29	29	4	29	29	121	121	121	121	121
31	29	121	121	11	121	121	121	99	99	99	99	99
32	11	11	11	121	11	11	11	77	77	77	77	77
33	99	99	99	99	99	99	99	9	9	9	9	9
34	79	77	77	77	77	77	77	77	77	77	77	77
35	77	9	9	9	9	9	9	9	9	9	9	9
36	9											

Final Result			
1	49	CARUSI M.	Giri 12
2	199	GRASSIA P.	0.008
3	31	MATTURRO N.	0.431
4	19	BERNARDI L.	0.763
5	95	ARDUINI K.	1.156
6	37	PASTORE F.	10.450
7	88	BARANI N.	14.038
8	22	TONASSI E.	14.039
9	25	HAGA R.	14.438
10	66	CECCARELLI M.	14.819
11	56	BERNABÈ N.	15.436
12	18	FORTINI L.	15.709
13	85	SABATUCCI K.	18.528
14	79	RAGUSA S.	18.708
15	84	RAPICAVOLI G.	22.292
16	21	HAGA A.	28.084
17	14	PRIOI F.	29.401
18	8	PORRETTA M.	29.537
19	3	DOTI L.	30.494
20	2	SOMMARIVA L.	30.879
21	5	GARGANO M.	45.045
22	74	RUSSO D.	45.272
23	96	PONZIANI R.	45.624
24	30	SEREN ROSSO L.	45.849
25	34	GENTILE M.	46.094
26	12	BALBONI G.	52.249
27	119	MORA G.	52.332
28	7	TUTTOLOMONDO D.	1'12.801
29	29	SPATOLA G.	1'14.575
30	121	CUPAIOLI N.	1'35.114
31	99	CAVOTTA A.	1'40.113
32	77	GIUFFRÈ L.	1'59.347
33	9	GIANNINI G.	1 Giro
RIT	4	STIRPE G.	5 Giri
RIT	11	AGOSTINO S.	5 Giri
RIT	43	GENERALI E.	11 Giri
RIT	54	FULIGNI F.	
RIT	33	ZAMBONI S.	
NP	32	LONGO A.	



Vallelunga 4.110 m

Vallelunga 6-7-8 Ottobre 2017

Supersport 300 - Settori e Velocità Gara 2

CLASSIFICA

1	49 CARUSI Marco	Kawasaki	Giri 12
2	199 GRASSIA Paolo	Honda	0.008
3	31 MATTURRO Nicodemo	Yamaha	0.431
4	19 BERNARDI Luca	Yamaha	0.763
5	95 ARDUINI Kevin	Yamaha	1.156
6	37 PASTORE Francesco	Yamaha	10.450
7	88 BARANI Niko	Kawasaki	14.038
8	22 TONASSI Emanuele	Yamaha	14.039
9	25 HAGA Ryota	Yamaha	14.438
10	66 CECCARELLI Matteo	Honda	14.819
11	56 BERNABÈ Nicola	Kawasaki	15.436
12	18 FORTINI Lorenzo	Kawasaki	15.709
13	85 SABATUCCI Kevin	Yamaha	18.528
14	79 RAGUSA Salvatore	Yamaha	18.708
15	84 RAPICAVOLI Gianluca	Yamaha	22.292
16	21 HAGA Akito	Yamaha	28.084
17	14 PRIOLI Francesco	Yamaha	29.401
18	8 PORRETТА Matteo	Yamaha	29.537
19	3 DOTI Lee	KTM	30.494
20	2 SOMMARIVA Lorenzo	Yamaha	30.879
21	5 GARGANO Manolo	Honda	45.045
22	74 RUSSO Daniel	Yamaha	45.272
23	96 PONZIANI Roberta	Yamaha	45.624
24	30 SEREN ROSSO Luca	Yamaha	45.849
25	34 GENTILE Matteo	KTM	46.094
26	12 BALBONI Giovanni	Yamaha	52.249
27	119 MORA Giacomo	KTM	52.332
28	7 TUTTOLOMONDO Dario	Honda	1'12.801
29	29 SPATOLA Giovanni	Yamaha	1'14.575
30	121 CUPAIOLI Nicolas	Honda	1'35.114
31	99 CAVOTTA Alessandro	KTM	1'40.113
32	77 GIUFFRÈ Lodovico	KTM	1'59.347
33	9 GIANNINI Gabriele	Yamaha	1 Giro
RIT	4 STIRPE Giuliano	Honda	5 Giri
RIT	11 AGOSTINO Stefano	Kawasaki	5 Giri
RIT	43 GENERALI Eugenio	Yamaha	11 Giri
RIT	54 FULIGNI Filippo	Yamaha	
RIT	33 ZAMBONI Simone	Kawasaki	
NP	32 LONGO Andrea	Yamaha	

SPEED

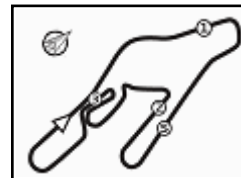
1	66 CECCARELLI Matteo	Honda	186.5
2	21 HAGA Akito	Yamaha	184.6
3	88 BARANI Niko	Kawasaki	184.0
4	56 BERNABÈ Nicola	Kawasaki	184.0
5	18 FORTINI Lorenzo	Kawasaki	183.4
6	19 BERNARDI Luca	Yamaha	182.7
7	95 ARDUINI Kevin	Yamaha	182.7
8	96 PONZIANI Roberta	Yamaha	181.8
9	199 GRASSIA Paolo	Honda	181.8
10	25 HAGA Ryota	Yamaha	181.8
11	31 MATTURRO Nicodemo	Yamaha	181.8
12	22 TONASSI Emanuele	Yamaha	181.2
13	119 MORA Giacomo	KTM	180.9
14	14 PRIOLI Francesco	Yamaha	180.6
15	7 TUTTOLOMONDO Dario	Honda	180.3
16	34 GENTILE Matteo	KTM	180.3
17	4 STIRPE Giuliano	Honda	180.0
18	43 GENERALI Eugenio	Yamaha	180.0
19	99 CAVOTTA Alessandro	KTM	179.7
20	3 DOTI Lee	KTM	179.7
21	2 SOMMARIVA Lorenzo	Yamaha	179.4
22	8 PORRETТА Matteo	Yamaha	179.4
23	5 GARGANO Manolo	Honda	178.8
24	30 SEREN ROSSO Luca	Yamaha	178.8
25	84 RAPICAVOLI Gianluca	Yamaha	178.5
26	37 PASTORE Francesco	Yamaha	177.6
27	85 SABATUCCI Kevin	Yamaha	177.3
28	121 CUPAIOLI Nicolas	Honda	176.5
29	11 AGOSTINO Stefano	Kawasaki	176.2
30	49 CARUSI Marco	Kawasaki	175.9
31	79 RAGUSA Salvatore	Yamaha	175.0
32	12 BALBONI Giovanni	Yamaha	174.8
33	29 SPATOLA Giovanni	Yamaha	174.8
34	74 RUSSO Daniel	Yamaha	172.8
35	9 GIANNINI Gabriele	Yamaha	164.9
36	77 GIUFFRÈ Lodovico	KTM	161.4
37	54 FULIGNI Filippo	Yamaha	129.8

SEG. 1		SEG. 2		SEG. 3		SEG. 4		SEG. 5						
1	56 BERNABÈ Nicola	15.517	1	95 ARDUINI Kevin	19.985	1	85 SABATUCCI Kevi	18.207	1	79 RAGUSA Salvator	34.091	1	95 ARDUINI Kevin	22.394
2	18 FORTINI Lorenzo	15.693	2	56 BERNABÈ Nicola	20.051	2	31 MATTURRO Nicod	18.228	2	199 GRASSIA Paolo	34.368	2	85 SABATUCCI Kevi	22.509
3	25 HAGA Ryota	15.738	3	31 MATTURRO Nicod	20.112	3	79 RAGUSA Salvator	18.231	3	19 BERNARDI Luca	34.414	3	19 BERNARDI Luca	22.539
4	31 MATTURRO Nicod	15.752	4	199 GRASSIA Paolo	20.134	4	19 BERNARDI Luca	18.232	4	31 MATTURRO Nicod	34.431	4	49 CARUSI Marco	22.542
5	21 HAGA Akito	15.779	5	66 CECCARELLI Ma	20.156	5	95 ARDUINI Kevin	18.237	5	95 ARDUINI Kevin	34.502	5	22 TONASSI Emanuele	22.582
6	66 CECCARELLI Ma	15.804	6	85 SABATUCCI Kevi	20.165	6	22 TONASSI Emanuele	18.257	6	49 CARUSI Marco	34.547	6	199 GRASSIA Paolo	22.627
7	84 RAPICAVOLI Gia	15.899	7	22 TONASSI Emanuele	20.191	7	199 GRASSIA Paolo	18.274	7	85 SABATUCCI Kevi	34.605	7	37 PASTORE France	22.656
8	3 DOTI Lee	15.899	8	19 BERNARDI Luca	20.214	8	37 PASTORE France	18.309	8	37 PASTORE France	34.696	8	56 BERNABÈ Nicola	22.666
9	49 CARUSI Marco	15.906	9	79 RAGUSA Salvator	20.235	9	49 CARUSI Marco	18.341	9	84 RAPICAVOLI Gia	34.751	9	79 RAGUSA Salvator	22.703
10	79 RAGUSA Salvator	15.929	10	88 BARANI Niko	20.239	10	84 RAPICAVOLI Gia	18.347	10	88 BARANI Niko	34.902	10	25 HAGA Ryota	22.735
11	19 BERNARDI Luca	15.950	11	37 PASTORE France	20.255	11	88 BARANI Niko	18.361	11	22 TONASSI Emanuele	34.953	11	31 MATTURRO Nicod	22.740
12	30 SEREN ROSSO	15.981	12	49 CARUSI Marco	20.257	12	21 HAGA Akito	18.365	12	66 CECCARELLI Ma	34.972	12	66 CECCARELLI Ma	22.813
13	34 GENTILE Matteo	15.996	13	25 HAGA Ryota	20.293	13	56 BERNABÈ Nicola	18.404	13	25 HAGA Ryota	35.040	13	21 HAGA Akito	22.814
14	22 TONASSI Emanuele	16.000	14	18 FORTINI Lorenzo	20.297	14	25 HAGA Ryota	18.419	14	18 FORTINI Lorenzo	35.048	14	84 RAPICAVOLI Gia	22.818
15	88 BARANI Niko	16.010	15	21 HAGA Akito	20.332	15	18 FORTINI Lorenzo	18.438	15	14 PRIOLI Francesco	35.104	15	18 FORTINI Lorenzo	22.822
16	95 ARDUINI Kevin	16.023	16	8 PORRETТА Matteo	20.348	16	66 CECCARELLI Ma	18.495	16	21 HAGA Akito	35.127	16	8 PORRETТА Matteo	22.916
17	85 SABATUCCI Kevi	16.050	17	84 RAPICAVOLI Gia	20.371	17	2 SOMMARIVA Lor	18.496	17	8 PORRETТА Matteo	35.130	17	14 PRIOLI Francesco	22.966
18	2 SOMMARIVA Lor	16.059	18	5 GARGANO Manol	20.414	18	96 PONZIANI Roberta	18.507	18	56 BERNABÈ Nicola	35.210	18	88 BARANI Niko	22.969
19	8 PORRETТА Matteo	16.067	19	96 PONZIANI Roberta	20.534	19	14 PRIOLI Francesco	18.537	19	2 SOMMARIVA Lor	35.243	19	2 SOMMARIVA Lor	23.050
20	37 PASTORE France	16.083	20	3 DOTI Lee	20.550	20	43 GENERALI Eugenio	18.538	20	74 RUSSO Daniel	35.402	20	74 RUSSO Daniel	23.153
21	96 PONZIANI Roberta	16.115	21	2 SOMMARIVA Lor	20.550	21	5 GARGANO Manol	18.574	21	3 DOTI Lee	35.510	21	3 DOTI Lee	23.154
22	199 GRASSIA Paolo	16.121	22	34 GENTILE Matteo	20.633	22	3 DOTI Lee	18.606	22	30 SEREN ROSSO	35.557	22	34 GENTILE Matteo	23.197
23	5 GARGANO Manol	16.137	23	14 PRIOLI Francesco	20.692	23	8 PORRETТА Matteo	18.636	23	34 GENTILE Matteo	35.619	23	30 SEREN ROSSO	23.292
24	119 MORA Giacomo	16.180	24	74 RUSSO Daniel	20.719	24	74 RUSSO Daniel	18.797	24	96 PONZIANI Roberta	35.700	24	12 BALBONI Giovanni	23.312
25	14 PRIOLI Francesco	16.206	25	30 SEREN ROSSO	20.817	25	12 BALBONI Giovanni	18.885	25	5 GARGANO Manol	35.809	25	5 GARGANO Manol	23.374
26	74 RUSSO Daniel	16.317	26	119 MORA Giacomo	20.871	26	34 GENTILE Matteo	18.926	26	12 BALBONI Giovanni	35.843	26	119 MORA Giacomo	23.390
27	11 AGOSTINO Stefan	16.353	27	29 SPATOLA Giovanni	21.022	27	119 MORA Giacomo	18.929	27	119 MORA Giacomo	35.890	27	43 GENERALI Eugenio	23.444
28	43 GENERALI Eugenio	16.354	28	12 BALBONI Giovanni	21.052	28	30 SEREN ROSSO	18.954	28	43 GENERALI Eugenio	36.106	28	29 SPATOLA Giovanni	23.535
29	12 BALBONI Giovanni	16.393	29	4 STIRPE Giuliano	21.187	29	7 TUTTOLOMOND	18.975	29	7 TUTTOLOMOND	36.303	29	96 PONZIANI Roberta	23.556
30	121 CUPAIOLI Nicolas	16.461	30	7 TUTTOLOMOND	21.198	30	4 STIRPE Giuliano	19.088	30	29 SPATOLA Giovanni	36.538	30	7 TUTTOLOMOND	23.838
31	99 CAVOTTA Alessandro	16.507	31	43 GENERALI Eugenio	21.251	31	29 SPATOLA Giovanni	19.218	31	4 STIRPE Giuliano	36.683	31	4 STIRPE Giuliano	23.855
32	4 STIRPE Giuliano	16.579	32	99 CAVOTTA Alessan	21.264	32	9 GIANNINI Gabriele	19.544	32	121 CUPAIOLI Nicolas	36.745	32	9 GIANNINI Gabriele	23.874
33	29 SPATOLA Giovanni	16.638	33	9 GIANNINI Gabriele	21.301	33	121 CUPAIOLI Nicolas	19.638	33	9 GIANNINI Gabriele	36.870	33	11 AGOSTINO Stefan	24.087
34	7 TUTTOLOMOND	16.648	34	11 AGOSTINO Stefan	21.415	34	99 CAVOTTA Alessan	19.668	34	77 GIUFFRÈ Lodovico	37.082	34	99 CAVOTTA Alessan	24.243
35	9 GIANNINI Gabriele	16.823	35	121 CUPAIOLI Nicolas	21.477	35	11 AGOSTINO Stefan	19.683	35	11 AGOSTINO Stefan	37.271	35	121 CUPAIOLI Nicolas	24.288
36	77 GIUFFRÈ Lodovico	17.383	36	77 GIUFFRÈ Lodovico	21.826	36	77 GIUFFRÈ Lodovico	19.755	36	99 CAVOTTA Alessan	37.388	36	77 GIUFFRÈ Lodovico	24.401
37	54 FULIGNI Filippo	22.283	37	54 FULIGNI Filippo	1'20.505	37	54 FULIGNI Filippo	28.120	37	54 FULIGNI Filippo	50.197			
38	33 ZAMBONI Simone	23.922												

08/10/2017

 AREA COMUNICAZIONE CIV press@civ.tv


Powered by PERUGIA TIMING



Vallelunga 6-7-8 Ottobre 2017 Supersport 300 - Analisi Tempi Gara 2

Start at 12:52'56.058

1 / 4

2 SOMMARIVA L. (1'53.840)

Giro	Seg. 1	Seg. 2	Seg. 3	Seg. 4	Seg. 5	T. Giro	km/h	Local Time
1	23.764	22.325	19.427	37.022	23.586	2'06.124	179.4	12:55'02.182
2	16.104	20.976	19.202	35.845	23.428	1'55.555	177.9	12:56'57.737
3	16.131	20.701	19.029	36.306	23.698	1'55.865	178.2	12:58'53.602
4	16.070	20.640	18.787	36.149	23.606	1'55.252	175.9	13:00'48.854
5	16.059	20.927	19.014	35.243	23.271	1'54.514	172.2	13:02'43.368
6	16.157	20.790	18.496	35.347	23.050	1'53.840	173.9	13:04'37.208
7	16.126	20.871	18.759	35.534	23.302	1'54.592	171.7	13:06'31.800
8	16.210	20.565	18.658	35.325	23.134	1'53.892	173.4	13:08'25.692
9	16.130	20.550	18.649	35.649	23.223	1'54.201	172.8	13:10'19.893
10	16.086	20.809	18.777	35.609	23.267	1'54.548	173.1	13:12'14.441
11	16.283	20.842	19.159	35.757	23.419	1'55.460	174.8	13:14'09.901
12	16.251	20.693	18.902	35.727	23.208	1'54.781	170.9	13:16'04.682

3 DOTI L. (1'54.026)

Giro	Seg. 1	Seg. 2	Seg. 3	Seg. 4	Seg. 5	T. Giro	km/h	Local Time
1	22.692	22.115	19.233	36.392	23.494	2'03.926	178.5	12:54'59.984
2	15.899	20.701	18.904	36.098	23.440	1'55.042	179.7	12:56'55.026
3	16.034	20.741	19.245	35.860	23.285	1'55.165	175.9	12:58'50.191
4	16.151	21.696	18.739	36.130	23.356	1'56.072	172.2	13:00'46.263
5	16.274	20.721	19.111	36.580	23.397	1'56.083	176.5	13:02'42.346
6	16.053	20.567	18.606	36.104	23.212	1'54.542	177.0	13:04'36.888
7	15.902	20.958	18.640	35.893	23.154	1'54.547	172.5	13:06'31.435
8	15.963	20.550	18.684	35.663	23.166	1'54.026	177.6	13:08'25.461
9	15.992	20.589	18.813	35.510	23.326	1'54.230	174.5	13:10'19.691
10	16.074	20.582	18.927	35.642	23.161	1'54.386	177.0	13:12'14.077
11	16.152	20.839	19.245	35.842	23.220	1'55.298	173.6	13:14'09.375
12	16.073	20.802	19.181	35.572	23.294	1'54.922	172.0	13:16'04.297

4 STIRPE G. (1'57.740)

Giro	Seg. 1	Seg. 2	Seg. 3	Seg. 4	Seg. 5	T. Giro	km/h	Local Time
1	24.805	22.540	19.469	37.270	24.000	2'08.084	180.0	12:55'04.142
2	16.579	21.426	19.720	37.020	24.121	1'58.866	171.7	12:57'03.008
3	16.603	21.433	19.263	36.788	24.049	1'58.136	170.1	12:59'01.144
4	16.862	21.421	19.385	37.054	24.377	1'59.099	167.7	13:01'00.243
5	16.887	21.344	19.438	36.822	24.003	1'58.494	175.3	13:02'58.737
6	16.581	21.407	19.181	36.716	23.855	1'57.740	171.7	13:04'56.477
7	16.690	21.620	19.297	36.683	23.904	1'58.194	167.4	13:06'54.671

5 GARGANO M. (1'54.665)

Giro	Seg. 1	Seg. 2	Seg. 3	Seg. 4	Seg. 5	T. Giro	km/h	Local Time
1	23.668	22.077	19.220	36.580	23.602	2'05.147	178.8	12:55'01.205
2	16.381	20.971	18.959	36.618	23.456	1'56.385	173.4	12:56'57.590
3	16.191	20.733	18.857	36.084	23.867	1'55.732	176.8	12:58'53.322
4	16.196	20.414	18.840	36.114	23.426	1'54.990	175.6	13:00'48.312
5	16.525	20.960	19.045	36.966	23.480	1'56.976	171.4	13:02'45.288
6	16.137	20.721	18.574	35.809	23.424	1'54.665	177.9	13:04'39.953
7	16.477	21.156	18.975	35.988	23.512	1'56.108	167.7	13:06'36.061
8	16.481	21.072	18.996	36.039	23.374	1'55.962	169.8	13:08'32.023
9	16.583	21.409	18.986	36.344	23.524	1'56.846	171.7	13:10'28.869
10	16.695	21.649	19.131	36.547	23.735	1'57.757	167.2	13:12'26.626
11	16.801	21.223	18.902	35.991	23.627	1'56.544	169.8	13:14'23.170
12	16.573	21.053	18.790	35.835	23.427	1'55.678	169.3	13:16'18.848

7 TUTTOLOMONDO D. (1'57.371)

Giro	Seg. 1	Seg. 2	Seg. 3	Seg. 4	Seg. 5	T. Giro	km/h	Local Time
1	24.368	23.967	20.004	37.278	23.965	2'09.582	180.3	12:55'05.640
2	16.715	21.647	19.678	37.071	23.869	1'58.980	178.2	12:57'04.620
3	16.648	21.771	19.188	36.637	23.838	1'58.082	171.2	12:59'02.702
4	16.662	21.324	19.112	36.303	23.970	1'57.371	169.0	13:01'00.073
5	16.979	21.297	19.108	36.851	23.998	1'58.233	171.4	13:02'58.306
6	16.830	21.328	18.975	36.851	23.907	1'57.891	171.7	13:04'56.197
7	16.907	21.361	19.200	36.631	24.114	1'58.213	166.4	13:06'54.410
8	16.959	21.198	19.261	36.555	24.267	1'58.240	169.5	13:08'52.650
9	16.882	21.219	19.621	36.772	24.080	1'58.574	168.5	13:10'51.224
10	16.921	21.520	19.470	36.486	24.027	1'58.424	167.7	13:12'49.648
11	16.923	21.465	19.790	36.864	23.962	1'59.004	168.2	13:14'48.652
12	16.779	21.441	19.228	36.595	23.909	1'57.952	165.6	13:16'46.604

8 PORRETTA M. (1'53.855)

Giro	Seg. 1	Seg. 2	Seg. 3	Seg. 4	Seg. 5	T. Giro	km/h	Local Time
1	23.561	22.147	19.526	36.674	23.878	2'05.786	177.0	12:55'01.844
2	16.238	20.870	18.715	35.416	23.595	1'54.834	177.6	12:56'56.678
3	16.598	20.646	18.899	35.375	23.299	1'54.817	176.8	12:58'51.495
4	16.577	20.666	18.912	35.591	23.225	1'54.971	179.4	13:00'46.466
5	16.092	20.710	18.796	35.225	23.250	1'54.073	177.3	13:02'40.539

6	16.582	20.741	18.636	35.142	23.118	1'54.219	173.4	13:04'34.758
7	16.519	20.774	18.745	36.890	23.003	1'55.931	170.6	13:06'30.689
8	16.308	20.348	18.708	35.414	23.077	1'53.855	179.1	13:08'24.544
9	16.352	21.947	18.944	35.572	23.231	1'56.046	174.5	13:10'20.590
10	16.320	20.708	18.824	35.197	23.055	1'54.104	175.3	13:12'14.694
11	16.067	20.728	18.940	35.310	23.134	1'53.999	176.2	13:14'08.693
12	16.453	20.900	18.995	35.383	22.916	1'54.647	169.5	13:16'03.340

9 GIANNINI G. (2'00.386)

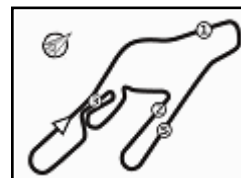
Giro	Seg. 1	Seg. 2	Seg. 3	Seg. 4	Seg. 5	T. Giro	km/h	Local Time
1	22.417	57.516	25.681	43.822	26.178	2'55.614	129.3	12:55'51.672
2	17.776	23.522	21.277	39.696	25.225	2'07.496	159.8	12:57'59.168
3	17.271	22.559	20.358	38.590	24.555	2'03.333	161.4	13:00'02.501
4	17.280	21.856	20.294	38.182	24.238	2'01.850	163.4	13:02'04.351
5	17.222	22.172	20.023	37.987	24.665	2'02.069	162.4	13:04'06.420
6	17.111	21.938	20.026	45.728	26.580	2'11.383	160.5	13:06'17.803
7	20.801	21.466	21.510	41.950	25.099	2'10.826	163.9	13:08'28.629
8	17.018	22.459	22.197	37.186	24.237	2'03.097	149.6	13:10'31.726
9	16.842	21.511	23.616	36.870	23.874	2'02.713	163.6	13:12'34.439
10	16.823	21.301	19.773	37.951	24.538	2'00.386	164.9	13:14'34.825
11	16.982	22.473	19.544	37.532	24.035	2'00.566	160.2	13:16'35.391

11 AGOSTINO S. (1'59.290)

Giro	Seg. 1	Seg. 2	Seg. 3	Seg. 4	Seg. 5	T. Giro	km/h	Local Time
1	24.962	23.042	20.317	38.510	24.340	2'11.171	176.2	12:55'07.229
2	16.529	21.769	19.973	37.972	24.087	2'00.330	171.2	12:57'07.559
3	16.353	21.803	20.100	37.343	24.216	1'59.815	169.8	12:59'07.374
4	16.646	22.203	19.943	37.348	24.311	2'00.451	173.6	13:01'07.825
5	16.917	21.579	20.108	37.718	24.363	2'00.685	166.7	13:03'08.510
6	16.668	21.421	19.760	37.271	24.170	1'59.290	169.5	13:05'07.800
7	16.548	21.722	19.683	37.871	24.525	2'00.349	165.9	13:07'08.149

12 BALBONI G. (1'55.865)

Giro	Seg. 1	Seg. 2	Seg. 3	Seg. 4	Seg. 5	T. Giro	km/h	Local Time
1	24.798	23.419	19.592	36.946	23.555	2'08.310	174.8	12:55'04.368
2	16.393	21.298	19.154	36.465	23.561	1'56.871	169.3	12:57'01.239
3	16.622	21.476	19.045	35.889	23.704	1'56.736	165.9	12:58'57.975
4	16.471	21.317	18.957	36.115	23.470	1'56.330	168.2	12:59'54.305
5	16.745	21.068	19.077	36.184	23.732	1'56.806	167.2	13:02'51.111
6	16.760	21.115	18.909	35.886	23.581	1'56.251	167.4	13:04'47.362
7	16.709	21.182	19.011	36.185	23.449	1'56.536	163.6	13:06'43.898
8	16.709	21.052	18.949	35.843	23.312	1'55.865	166.7	13:08'39.763
9	16.610	21.208	18.885	36.044	23.588	1'56.335	164.6	



Vallelunga 6-7-8 Ottobre 2017
Supersport 300 - Analisi Tempi Gara 2

Start at 12:52'56.058

Vallelunga 4.110 m

2 / 4

19 BERNARDI L. (1'52.223)

Giro	Seg. 1	Seg. 2	Seg. 3	Seg. 4	Seg. 5	T. Giro	km/h	Local Time
1	22.320	21.264	18.376	35.523	22.624	2'00.107	182.7	12:54'56.165
2	15.950	20.403	18.305	34.983	22.660	1'52.301	179.1	12:56'48.466
3	16.164	20.288	18.491	34.827	22.682	1'52.452	174.8	12:58'40.918
4	16.268	20.348	18.326	34.698	22.948	1'52.588	176.8	13:00'33.506
5	16.478	20.522	18.237	34.529	22.827	1'52.593	175.3	13:02'26.099
6	16.450	20.332	18.345	34.509	22.587	1'52.223	175.9	13:04'18.322
7	16.366	20.422	18.401	34.534	22.835	1'52.558	170.6	13:06'10.880
8	16.209	20.695	18.467	34.905	22.596	1'52.872	171.7	13:08'03.752
9	16.046	20.242	18.422	34.414	23.152	1'52.276	177.6	13:09'56.028
10	16.481	20.600	18.863	34.499	22.539	1'52.982	169.3	13:11'49.010
11	16.179	20.562	18.509	34.577	22.825	1'52.652	171.7	13:13'41.662
12	16.089	20.214	18.232	35.679	22.690	1'52.904	169.3	13:15'34.566

21 HAGA A. (1'52.728)

Giro	Seg. 1	Seg. 2	Seg. 3	Seg. 4	Seg. 5	T. Giro	km/h	Local Time
1	22.589	21.250	18.711	35.722	23.363	2'01.635	184.6	12:54'57.693
2	15.980	20.513	18.506	35.807	23.135	1'53.941	176.2	12:56'51.634
3	15.979	20.443	18.365	35.127	22.814	1'52.728	176.8	12:58'44.362
4	15.830	20.442	18.578	35.543	23.104	1'53.497	177.6	13:00'37.859
5	15.877	20.375	18.462	35.468	22.871	1'53.053	177.3	13:02'30.912
6	15.779	20.332	18.534	35.215	23.055	1'52.915	176.8	13:04'23.827
7	16.077	20.443	18.637	36.385	22.965	1'54.507	174.8	13:06'18.334
8	15.949	20.693	18.929	35.482	23.062	1'54.115	171.4	13:08'12.449
9	16.130	20.684	18.802	35.577	23.267	1'54.460	172.0	13:10'06.909
10	16.282	20.357	18.811	35.793	22.847	1'54.090	175.9	13:12'00.999
11	16.023	20.606	18.402	35.546	23.029	1'53.606	170.9	13:13'54.605
12	16.105	20.679	18.729	48.427	23.342	2'07.282	169.3	13:16'01.887

22 TONASSI E. (1'52.696)

Giro	Seg. 1	Seg. 2	Seg. 3	Seg. 4	Seg. 5	T. Giro	km/h	Local Time
1	22.341	21.061	18.613	35.790	23.007	2'00.812	175.9	12:54'56.870
2	16.470	20.413	18.589	35.772	22.582	1'53.826	176.2	12:56'50.696
3	16.064	21.121	18.284	35.173	22.666	1'53.308	172.2	12:58'44.004
4	16.000	20.298	18.637	35.945	22.887	1'53.767	180.3	13:00'37.771
5	16.196	20.191	18.280	34.968	23.061	1'52.696	181.2	13:02'30.467
6	16.211	20.449	18.684	35.230	22.838	1'53.412	177.9	13:04'23.879
7	16.114	20.447	18.584	35.448	22.903	1'53.496	174.5	13:06'17.375
8	16.830	20.830	19.090	35.832	22.769	1'55.351	172.5	13:08'12.726
9	16.189	20.425	18.538	34.953	22.921	1'53.026	173.9	13:10'05.752
10	16.768	20.779	18.719	35.105	23.297	1'54.668	172.0	13:12'00.420
11	16.631	20.796	18.439	35.039	22.971	1'53.876	173.1	13:13'54.962
12	16.618	20.511	18.257	35.334	22.826	1'53.546	174.2	13:15'47.842

25 HAGA R. (1'52.735)

Giro	Seg. 1	Seg. 2	Seg. 3	Seg. 4	Seg. 5	T. Giro	km/h	Local Time
1	22.892	21.599	18.466	36.140	22.975	2'02.072	181.8	12:54'58.130
2	15.738	20.570	18.419	35.378	22.735	1'52.840	180.6	12:56'50.970
3	15.826	20.293	18.660	35.040	22.916	1'52.735	179.1	12:58'43.705
4	16.081	20.342	18.613	35.088	22.887	1'53.011	178.2	13:00'36.716
5	16.063	20.460	18.447	35.791	23.022	1'53.783	180.6	13:02'30.499
6	16.103	20.377	18.742	35.434	22.780	1'53.436	175.9	13:04'23.935
7	16.127	20.370	18.858	36.119	23.029	1'54.503	170.3	13:06'18.438
8	15.879	20.932	19.259	35.568	22.865	1'54.503	175.9	13:08'12.941
9	15.962	20.734	18.738	35.635	23.086	1'54.155	177.6	13:10'07.096
10	16.210	20.300	18.796	35.437	22.859	1'53.602	173.9	13:12'00.698
11	16.151	20.790	18.969	35.437	23.013	1'54.360	167.2	13:13'55.058
12	15.916	20.830	18.461	35.194	22.782	1'53.183	175.0	13:15'48.241

29 SPATOLA G. (1'57.424)

Giro	Seg. 1	Seg. 2	Seg. 3	Seg. 4	Seg. 5	T. Giro	km/h	Local Time
1	24.591	23.094	20.139	37.936	24.055	2'09.815	174.2	12:55'05.873
2	16.677	21.688	19.739	38.194	23.863	2'00.161	174.8	12:57'06.034
3	16.695	21.491	19.278	36.722	23.535	1'57.721	167.4	12:59'03.755
4	16.647	21.334	19.218	36.640	23.707	1'57.546	168.0	13:01'01.301
5	16.666	21.022	19.330	36.832	23.574	1'57.424	170.6	13:02'58.725
6	16.721	21.302	19.470	36.831	23.598	1'57.922	168.0	13:04'56.647
7	16.655	21.572	19.596	36.538	23.692	1'58.053	169.0	13:06'54.700
8	16.846	21.221	19.478	36.615	23.855	1'58.015	172.5	13:08'52.715
9	16.860	21.337	19.649	36.973	23.745	1'58.564	163.9	13:10'51.279
10	16.977	21.478	19.685	36.896	23.766	1'58.802	165.1	13:12'50.081
11	16.638	21.492	19.367	37.605	23.616	1'58.718	166.7	13:14'48.799
12	16.741	21.644	19.621	37.718	23.855	1'59.579	165.4	13:16'48.378

30 SEREN ROSSO L. (1'54.818)

Giro	Seg. 1	Seg. 2	Seg. 3	Seg. 4	Seg. 5	T. Giro	km/h	Local Time
------	--------	--------	--------	--------	--------	---------	------	------------

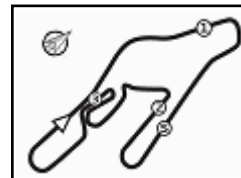
1	23.769	22.240	19.601	37.179	23.673	2'06.462	177.0	12:55'02.520
2	16.114	21.202	19.502	35.999	23.393	1'56.210	171.4	12:56'58.730
3	16.105	21.574	19.072	35.804	23.465	1'56.200	168.8	12:58'54.750
4	16.608	21.199	19.184	35.844	23.389	1'56.224	167.4	13:00'50.974
5	16.176	20.818	18.975	35.557	23.292	1'54.818	174.5	13:02'45.792
6	15.981	20.888	19.172	35.695	23.528	1'55.264	178.8	13:04'41.056
7	16.427	21.095	19.127	35.880	23.498	1'56.027	166.7	13:06'37.083
8	16.052	20.817	19.195	36.055	23.637	1'55.756	173.6	13:08'32.835
9	16.157	21.173	19.319	36.253	23.614	1'56.516	165.9	13:10'29.359
10	16.364	21.694	19.176	36.414	23.899	1'57.547	164.9	13:12'26.902
11	16.674	21.193	18.954	36.194	23.589	1'56.604	169.0	13:14'23.506
12	16.489	20.996	19.293	35.884	23.484	1'56.146	169.8	13:16'19.652

31 MATTURRO N. (1'51.659)

Giro	Seg. 1	Seg. 2	Seg. 3	Seg. 4	Seg. 5	T. Giro	km/h	Local Time
1	22.531	21.703	18.495	36.165	23.050	2'01.944	180.0	12:54'58.002
2	15.777	20.380	18.228	35.325	22.740	1'52.450	177.6	12:56'50.452
3	16.167	20.414	18.876	35.106	22.808	1'53.371	172.0	12:58'43.823
4	15.929	20.354	18.479	35.044	22.945	1'52.751	175.6	13:00'36.574
5	16.062	20.220	18.661	34.762	22.762	1'52.467	175.9	13:02'29.041
6	16.078	20.216	18.261	34.431	22.831	1'51.817	176.8	13:04'20.858
7	15.831	20.112	18.318	34.593	22.805	1'51.659	177.3	13:06'12.517
8	16.112	20.446	18.366	34.484	22.761	1'52.169	175.0	13:08'04.686
9	16.094	20.216	18.393	34.606	22.757	1'52.066	175.6	13:09'56.752
10	15.924	20.412	18.802	34.965	22.743	1'52.846	173.6	13:11'49.598
11	15.901	20.382	18.782	34.723	22.925	1'52.713	173.1	13:13'42.311
12	15.752	20.161	18.487	34.743	22.780	1'51.923	181.8	13:15'34.234

34 GENTILE M. (1'55.100)

Giro	Seg. 1	Seg. 2	Seg. 3	Seg. 4	Seg. 5	T. Giro	km/h	Local Time
1	23.964	22.950	19.297	37.007	23.723	2'06.941	175.9	12:55'02.999
2	16.086	21.224	19.410	36.312	23.437	1'56.469	177.6	12:56'59.468
3	16.211	20.893	19.416	35.911	23.347	1'55.778	177.9	12:58'55.246
4	16.220	21.037	18.997	35.893	23.197	1'55.344	172.0	13:00'50.290
5	16.463	20.633	18.999	35.619	23.386	1'55.100	178.8	13:02'45.690
6	15.996	20.898	19.013	36.197	23.458	1'55.562	180.3	13:04'41.252
7	16.179	21.123	18.926	35.868	23.567	1'55.663	174.8	13:06'36.915
8	16.194	20.916	19.461	36.096	23.384	1'56.051	177.3	13:08'32.966
9	16.334	21.024	19.451	36.268	23.600	1'56.677	172.2	13:10'29.643
10	16.164	21.551	19.743	36.109	23.929	1'57.496	168.0	13:12'27.139
11	16.633	21.228	19.405	36.218	23.376	1'56.860	175.9	13:14'23.999



Vallelunga 6-7-8 Ottobre 2017 Supersport 300 - Analisi Tempi Gara 2

Start at 12:52'56.058

3 / 4

56 BERNABÈ N. (1'52.048)								
Giro	Seg. 1	Seg. 2	Seg. 3	Seg. 4	Seg. 5	T. Giro	km/h	Local Time
1	22.452	21.322	18.863	36.183	23.059	2'01.879	178.5	12:54'57.937
2	15.690	20.894	18.524	35.947	22.961	1'54.016	178.2	12:56'51.953
3	15.737	20.405	18.603	35.396	22.824	1'52.965	175.6	12:58'44.918
4	15.644	20.051	18.404	35.283	22.666	1'52.048	183.1	13:00'36.966
5	15.887	20.475	18.654	35.210	23.085	1'53.311	177.0	13:02'30.277
6	15.669	21.126	19.123	35.756	23.019	1'54.693	174.8	13:04'24.970
7	15.569	20.394	18.960	36.071	23.218	1'54.212	172.8	13:06'19.182
8	15.820	20.364	19.620	35.636	23.119	1'54.559	178.2	13:08'13.741
9	15.798	20.239	18.788	35.806	23.175	1'53.806	184.0	13:10'07.547
10	15.827	20.208	19.086	35.920	22.978	1'54.019	182.1	13:12'01.566
11	15.723	21.393	18.716	35.327	22.975	1'54.134	176.5	13:13'55.700
12	15.517	20.806	18.655	35.672	22.889	1'53.539	179.7	13:15'49.239

66 CECCARELLI M. (1'53.010)								
Giro	Seg. 1	Seg. 2	Seg. 3	Seg. 4	Seg. 5	T. Giro	km/h	Local Time
1	22.892	21.939	18.759	35.849	23.004	2'02.443	180.6	12:54'58.501
2	15.804	20.403	18.627	35.870	22.914	1'53.618	184.6	12:56'52.119
3	15.804	20.330	18.680	35.383	22.813	1'53.010	181.8	12:58'45.129
4	15.804	20.853	18.495	34.972	22.893	1'53.017	177.9	13:00'38.146
5	15.948	20.156	18.731	35.432	22.836	1'53.103	182.1	13:02'31.249
6	15.895	20.164	18.825	35.308	23.016	1'53.208	186.5	13:04'24.457
7	16.039	20.329	18.721	36.154	23.213	1'54.456	179.7	13:06'18.913
8	16.095	20.286	18.869	35.525	22.953	1'53.728	182.7	13:08'12.641
9	16.175	20.693	18.771	35.622	23.145	1'54.406	182.1	13:10'07.047
10	16.040	20.457	18.695	35.188	23.136	1'53.516	179.7	13:12'00.563
11	16.278	20.714	18.562	35.504	23.089	1'54.147	176.2	13:13'54.710
12	16.246	20.984	18.800	35.034	22.848	1'53.912	182.4	13:15'48.622

74 RUSSO D. (1'54.830)								
Giro	Seg. 1	Seg. 2	Seg. 3	Seg. 4	Seg. 5	T. Giro	km/h	Local Time
1	24.001	23.660	19.189	36.198	23.332	2'06.380	172.2	12:55'02.438
2	16.347	21.028	19.005	36.081	23.153	1'55.614	171.4	12:56'58.052
3	16.389	20.843	18.875	35.640	23.446	1'55.193	170.3	12:58'53.245
4	16.347	20.775	18.828	36.218	23.624	1'55.792	172.8	13:00'49.037
5	16.317	20.719	19.230	36.402	23.565	1'56.233	172.8	13:02'45.270
6	16.389	20.888	18.797	35.402	23.354	1'54.830	172.2	13:04'40.100
7	16.480	21.145	19.125	36.011	23.307	1'56.068	170.9	13:06'36.168
8	16.418	21.212	18.985	35.731	23.479	1'55.825	168.2	13:08'31.993
9	16.817	21.174	19.236	35.763	23.514	1'56.504	163.1	13:10'28.497
10	17.023	21.831	19.339	35.871	24.061	1'58.125	164.9	13:12'26.622
11	17.022	21.199	19.037	35.862	23.549	1'56.669	167.2	13:14'23.291
12	16.542	21.038	19.082	35.740	23.382	1'55.784	169.3	13:16'19.075

77 GIUFFRÈ L. (2'01.037)								
Giro	Seg. 1	Seg. 2	Seg. 3	Seg. 4	Seg. 5	T. Giro	km/h	Local Time
1	25.548	28.965	20.093	38.374	24.858	2'17.838	161.4	12:55'13.896
2	17.383	22.283	20.248	37.747	24.674	2'02.335	160.2	12:57'16.231
3	17.472	22.689	20.135	37.276	24.534	2'02.106	158.1	12:59'18.337
4	17.663	22.017	20.091	37.212	24.401	2'01.384	160.7	13:01'19.721
5	17.555	21.918	19.961	37.612	24.550	2'01.596	159.5	13:03'21.317
6	17.496	21.842	19.755	37.766	24.437	2'01.296	160.2	13:05'22.613
7	17.519	22.173	20.036	37.468	24.525	2'01.721	156.5	13:07'24.334
8	17.690	21.826	20.011	37.324	25.023	2'01.874	159.1	13:09'26.208
9	17.492	21.951	20.063	37.082	24.449	2'01.037	158.4	13:11'27.245
10	17.569	22.087	19.892	37.125	24.606	2'01.279	157.7	13:13'28.524
11	17.572	21.849	20.076	37.266	24.543	2'01.306	159.8	13:15'29.830
12	17.601	22.445	20.377	37.464	25.433	2'03.320	156.3	13:17'33.180

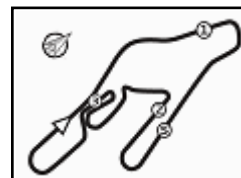
79 RAGUSA S. (1'52.078)								
Giro	Seg. 1	Seg. 2	Seg. 3	Seg. 4	Seg. 5	T. Giro	km/h	Local Time
1	23.230	31.143	18.909	34.869	23.375	2'11.526	168.2	12:55'07.584
2	16.463	21.496	18.943	35.743	22.977	1'55.622	171.4	12:57'03.206
3	16.246	21.201	18.459	35.131	23.061	1'54.098	169.5	12:58'57.304
4	16.239	20.612	18.594	35.307	22.888	1'53.640	175.0	13:00'50.944
5	16.132	20.387	18.304	35.133	22.940	1'52.896	175.0	13:02'43.840
6	15.936	20.621	18.341	34.502	22.790	1'52.190	170.3	13:04'36.030
7	15.929	20.235	18.649	35.336	22.843	1'52.992	169.5	13:06'29.022
8	16.253	20.394	18.379	34.374	22.887	1'52.287	172.2	13:08'21.309
9	16.236	20.538	18.657	34.903	22.796	1'53.130	171.4	13:10'14.439
10	16.184	20.728	18.512	34.868	22.753	1'53.045	174.2	13:12'07.484
11	16.258	20.536	18.306	34.091	22.887	1'52.078	171.7	13:13'59.562
12	16.320	20.486	18.231	35.209	22.703	1'52.949	171.7	13:15'52.511

84 RAPICAVOLI G. (1'52.944)								
Giro	Seg. 1	Seg. 2	Seg. 3	Seg. 4	Seg. 5	T. Giro	km/h	Local Time
1	25.119	23.550	20.390	38.082	24.324	2'11.465	179.7	12:55'07.523
2	16.786	21.801	19.919	37.959	24.243	2'00.708	177.6	12:57'08.231
3	16.518	21.264	19.981	37.795	24.298	1'59.856	177.0	12:59'08.087
4	16.507	21.753	20.262	38.247	24.298	2'01.067	174.8	13:01'09.154

1	22.388	21.874	18.693	36.732	22.982	2'02.669	178.5	12:54'58.727
2	15.899	20.849	18.776	35.661	23.131	1'54.316	174.5	12:56'53.043
3	16.169	20.745	18.693	35.538	23.131	1'54.276	174.5	12:58'47.319
4	16.487	20.902	18.869	35.468	23.208	1'54.934	168.2	13:00'42.253
5	16.719	20.853	18.707	35.387	23.164	1'54.830	168.0	13:02'37.083
6	16.732	20.981	18.832	35.193	23.183	1'54.921	169.5	13:04'32.004
7	16.753	21.030	18.745	35.214	23.104	1'54.846	164.9	13:06'26.850
8	16.804	20.895	18.779	35.397	22.938	1'54.813	166.7	13:08'21.663
9	16.262	20.371	18.706	35.020	22.919	1'53.278	173.9	13:10'14.941
10	16.267	20.501	18.543	34.917	22.818	1'53.046	172.5	13:12'07.987
11	16.311	20.558	18.347	34.751	22.977	1'52.944	171.2	13:14'00.931
12	16.416	20.995	18.742	35.800	23.631	1'55.164	167.2	13:15'56.095

85 SABATUCCI K. (1'52.366)								
Giro	Seg. 1	Seg. 2	Seg. 3	Seg. 4	Seg. 5	T. Giro	km/h	Local Time
1	22.147	20.761	18.461	34.889	22.910	1'59.168	170.9	12:54'55.226
2	16.469	20.468	18.480	34.605	22.698	1'52.720	177.3	12:56'47.946
3	16.603	20.165	18.424	34.653	22.870	1'52.715	172.5	12:58'40.661
4	16.828	20.365	18.462	50.392	22.655	2'08.702	177.3	13:00'49.363
5	16.050	20.955	18.695	35.288	22.752	1'53.740	176.8	13:02'43.103
6	16.321	20.176	18.280	35.099	22.567	1'52.443	174.8	13:04'35.546
7	16.158	20.331	18.439	34.765	22.673	1'52.366	167.2	13:06'27.912
8	16.483	20.337	18.346	34.863	22.834	1'52.863	172.2	13:08'20.775
9	16.781	20.585	18.440	34.728	22.856	1'53.390	171.7	13:10'14.165
10	16.456	20.603	18.477	34.710	22.784	1'53.030	166.2	13:12'07.195
11	16.549	20.628	18.303	34.704	22.509	1'52.693	165.9	13:13'59.888
12	16.119	20.416	18.207	34.945	22.756	1'52.443	171.4	13:15'52.331

88 BARANI N. (1'52.892)								
Giro	Seg. 1	Seg. 2	Seg. 3	Seg. 4	Seg. 5	T. Giro	km/h	Local Time
1	22.467	20.880	18.486	35.809	23.179	2'00.821	182.1	12:54'56.879
2	16.311	20.479	18.486	35.242	23.080	1'53.598	178.5	12:56'50.477
3	16.200	20.338	18.611	35.047	22.981	1'53.177	175.9	12:58'43.654
4	16.257	20.239	18.361	34.912	23.123	1'52.892	184.0	13:00'36.546
5	16.157	20.313	18.401	35.301	23.061	1'53.233	181.8	13:02'29.779
6	16.178	20.608	18.542	34.902	23.178	1'53.408	175.6	13:04'23.187
7	16.347	20.765	18.875	35.716	22.969	1'54.672	169.5	13:06'17.859
8	16.260	20.829	18.858	35.143	23.279	1'54.369	172.5	13:08'12.228
9	16.464	20.484	18.728	35.396	23.052	1'54.124	174.8	13:10'06.352
10</								



Vallelunga 4.110 m

4 / 4

Vallelunga 6-7-8 Ottobre 2017 Supersport 300 - Analisi Tempi Gara 2

Start at 12:52'56.058

5	16.545	21.344	20.038	37.790	24.448	2'00.165	172.5	13:03'09.319
6	16.565	21.389	19.668	37.624	24.404	1'59.650	173.1	13:05'08.969
7	16.584	21.612	19.786	37.480	24.425	1'59.887	169.0	13:07'08.856
8	16.579	21.476	19.836	37.748	24.946	2'00.585	171.4	13:09'09.441
9	16.857	21.812	19.992	37.724	24.756	2'01.141	165.4	13:11'10.582
10	16.881	21.883	19.976	37.501	24.845	2'01.086	164.9	13:13'11.668
11	16.856	21.915	19.787	37.388	24.702	2'00.648	168.0	13:15'12.316
12	16.864	21.831	20.010	37.778	25.117	2'01.600	163.4	13:17'13.916

119 MORA G. (1'55.923)

Giro	Seg. 1	Seg. 2	Seg. 3	Seg. 4	Seg. 5	T. Giro	km/h	Local Time
1	23.437	21.865	19.576	37.059	23.772	2'05.709	180.9	12:55'01.767
2	16.265	20.966	19.720	36.319	23.503	1'56.773	176.5	12:56'58.540
3	16.180	20.871	20.613	36.142	23.573	1'57.379	175.9	12:58'55.919
4	16.392	21.075	19.095	35.971	23.390	1'55.923	173.1	13:00'51.842
5	16.451	21.048	18.985	35.991	23.696	1'56.171	170.9	13:02'48.013
6	16.670	21.324	19.061	36.285	23.601	1'56.941	169.3	13:04'44.954
7	16.805	21.353	19.253	35.890	23.705	1'57.006	164.4	13:06'41.960
8	16.932	21.537	19.139	36.141	23.957	1'57.706	164.4	13:08'39.666
9	16.917	21.178	18.988	36.121	23.632	1'56.836	169.8	13:10'36.502
10	16.565	21.271	19.131	36.054	23.557	1'56.578	169.0	13:12'33.080
11	16.593	21.219	18.929	35.980	23.578	1'56.299	169.0	13:14'29.379
12	16.627	21.489	19.027	36.151	23.462	1'56.756	165.6	13:16'26.135

121 CUPAIOLI N. (1'59.445)

Giro	Seg. 1	Seg. 2	Seg. 3	Seg. 4	Seg. 5	T. Giro	km/h	Local Time
1	24.592	22.641	20.130	37.654	24.460	2'09.477	176.5	12:55'05.535
2	16.657	21.627	20.280	38.139	24.602	2'01.305	172.2	12:57'06.840
3	16.461	21.593	19.962	37.473	24.673	2'00.162	170.9	12:59'07.002
4	17.016	22.129	20.161	37.636	24.288	2'01.230	169.0	13:01'08.232
5	16.616	21.477	19.638	37.241	24.509	1'59.481	174.2	13:03'07.713
6	16.759	21.587	19.820	36.910	24.703	1'59.779	169.5	13:05'07.492
7	16.826	21.772	19.836	37.013	24.416	1'59.863	163.9	13:07'07.355
8	16.879	21.718	19.733	36.745	24.370	1'59.445	167.2	13:09'06.800
9	16.793	21.596	19.832	36.894	24.535	1'59.650	166.2	13:11'06.450
10	16.908	21.813	19.925	36.900	24.474	2'00.020	165.1	13:13'06.470
11	16.897	22.028	20.027	37.368	24.730	2'01.050	166.9	13:15'07.520
12	16.808	22.129	20.136	37.454	24.870	2'01.397	162.9	13:17'08.917

199 GRASSIA P. (1'52.126)

Giro	Seg. 1	Seg. 2	Seg. 3	Seg. 4	Seg. 5	T. Giro	km/h	Local Time
1	22.237	20.637	18.610	35.196	22.627	1'59.307	173.9	12:54'55.365
2	16.275	20.479	18.401	34.510	22.912	1'52.577	177.9	12:56'47.942
3	16.669	20.312	18.456	35.185	22.638	1'53.260	176.8	12:58'41.202
4	16.208	20.382	18.496	34.368	22.871	1'52.325	179.1	13:00'33.527
5	16.355	20.257	18.454	34.424	23.010	1'52.500	177.0	13:02'26.027
6	16.453	20.421	18.274	34.388	22.816	1'52.352	180.0	13:04'18.379
7	16.209	20.505	18.396	34.675	22.738	1'52.523	172.5	13:06'10.902
8	16.305	20.524	18.341	34.471	22.962	1'52.603	175.3	13:08'03.505
9	16.369	20.206	18.357	34.675	22.970	1'52.577	181.8	13:09'56.082
10	16.510	20.525	18.612	34.486	22.703	1'52.836	172.8	13:11'48.918
11	16.279	20.648	18.574	34.573	22.693	1'52.767	173.1	13:13'41.685
12	16.121	20.134	18.359	34.569	22.943	1'52.126	174.5	13:15'33.811

08/10/2017

P = Box In/Out - C = Tempo Invalidato

 AREA COMUNICAZIONE CIV press@civ.tv

Title Sponsor



Sponsor Ufficiali



Powered by PERUGIA TIMING



Vallelunga 4.110 m

1 / 2

Vallelunga 6-7-8 Ottobre 2017 Supersport 300 - Classifica Campionato

		April 23 IMOLA		May 21 MISANO 1		July 2 MUGELLO 1		July 30 MISANO 2		September 24 MUGELLO 2		October 8 VALLELUNGA							
1	BERNARDI Luca (RSM)	218	16 16 3 2	16 25 2 1	16 13 1 1	13 25 1 1	20 25 1 1	20 13 1 1											
2	CARUSI Marco (ITA)	142 76	0 6 14	25 0 4 8	13 16 8 5	25 16 2 2	0 0 2 3	16 25 3 2											
3	ARDUINI Kevin (ITA)	140 78 2	5 7 11 9	10 8 9 10	25 20 4 2	0 7 3 3	16 20 3 2	11 11 2 3											
4	MATTURRO Nicodemo (ITA)	121 97 19	20 5 2 4	0 10 8 7	7 6 9 9	9 8 6 6	25 10 5 4	5 16 4 4											
5	PASTORE Francesco (ITA)	112 106 9	4 4 12 12	20 20 6 4	8 9 3 4	5 0 5 5	10 13 6 6	9 10 6 5											
6	CECCARELLI Matteo (ITA)	110 108 2	13 0 4 8	13 16 7 5	20 10 2 3	0 10 4 3	9 7 4 5	6 6 5 6											
7	SABATUCCI Kevin (ITA)	98 120 12	0 0 18 13	0 0 12 10	9 11 12 10	11 20 8 7	3 16 7 7	25 3 7 7											
8	GRASSIA Paolo (ITA)	74 144 24	0 0 11	0 0 11	0 25 10 8	16 13 8 9	0 0 9 8	0 20 9 8											
9	PRIOLI Francesco (ITA)	60 158 14	7 13 9 6	11 9 4 6	11 4 5 6	0 0 7 7	0 5 7 8	0 0 8 9											
10	BERNABÈ Nicola (ITA)	59 159 1	10 8 6 7	0 13 12 8	0 0 10 10	0 0 12 13	8 11 13 11	4 5 9 10											
11	DOTI Lee (CHE)	53 165 6	9 20 7 3	9 11 3 3	0 0 7 8	2 2 8 9	0 0 10 10	0 0 11 11											
12	MAZZOLA Simone (ITA)	50 168 3	25 25 1 1	0 0 1 2	0 0 6 7	0 0 9 11	0 0 11 11	0 0 12 12											
13	ARCANGELI Alessandro (ITA)	49 169 1	0 0 16 16	0 0 11 12	10 8 12 13	20 11 12 13	0 0 13 13	0 0 13 13											
14	TONASSI Emanuele (ITA)	48 170 1	0 0 18	0 6 21 17	0 7 14 15	10 6 14 14	5 3 14 14	3 8 14 14											
15	BARANI Niko (ITA)	34 184 14	2 0 14 17	2 0 20 22	6 0 16 20	0 0 21 22	0 8 24 19	7 9 17 15											
16	HAGA Ryota (JPN)	32 186 2	0 0 30	0 0 20 21	0 0 16 17	0 4 17 17	13 0 17 16	8 7 17 16											
17	GRIANTI Giovanni (ITA)	30 188 2	8 0 8 12	0 0 14 16	3 2 14 17	8 9 17 14	0 0 15 15	0 0 15 17											
18	TORRINI Manuel (ITA)	26 192 4	0 0 14 13	8 7 12 13	5 0 14 16	3 3 16 16	0 0 16 18	0 0 16 18											
19	BONOLI Omar (ITA)	22 196 4	11 11 5 5	0 0 9 11	0 0 11 12	0 0 16 17	0 0 17 17	0 0 19 19											
20	FORTINI Lorenzo (ITA)	22 196 0	0 0 23	0 3 24 24	2 1 24 25	1 0 19 19	11 0 23 19	0 4 23 19											
21	RAPICAVOLI Gianluca (ITA)	22 196 0	3 9 13 9	7 0 11 12	0 0 13 15	0 0 18 18	0 0 18 18	2 1 20 19											
22	RAGUSA Salvatore (ITA)	21 197 1	0 0 35	0 0 29	0 0 22 22	0 0 22 22	2 4 22 22	13 2 22 22											
23	FULIGNI Filippo (ITA)	21 197 0	0 0 25	0 0 25 21	0 0 23 26	6 5 20 22	0 0 20 22	10 0 20 22											
24	MICHAUD Nathan (MCO)	17 201 4	0 0 26	0 1 24 20	4 5 19 19	7 0 20 21	0 0 24 24	0 0 24 24											
25	GIANNINI Gabriele (ITA)	16 202 1	1 10 15 11	0 0 13 14	0 0 14 19	4 0 20 20	0 0 22 23	1 0 25 25											

08/10/2017

Prima Riga: Punteggio di Campionato - Seconda Riga: Progressione di Posizione

AREA COMUNICAZIONE CIV press@civ.tv

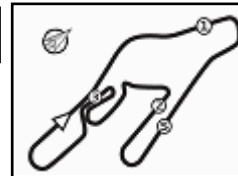
Title Sponsor



Sponsor Ufficiali



Powered by PERUGIA TIMING



Vallelunga 4.110 m

2 / 2

Vallelunga 6-7-8 Ottobre 2017 Supersport 300 - Classifica Campionato

		April 23 IMOLA		May 21 MISANO 1		July 2 MUGELLO 1		July 30 MISANO 2		September 24 MUGELLO 2		October 8 VALLELUNGA						
26	DE GRUTTOLA Giuseppe (ITA)	15	203	1	0	0	0	0	0	0	6	9	0	0				
											28	23	26	26				
27	ROVELLI Filippo (ITA)	13	205	2	0	0	0	0	0	0	7	6	0	0				
											27	25	27	27				
28	CARNEVALI Leonardo (ITA)	11	207	2	0	0	5	4	0	0	0	2	0	0				
							19	15	18	22	22	23	25	26	28	28		
29	STIRPE Giuliano (ITA)	8	210	3	0	0	6	2	0	0	0	0	0	0				
							16	16	20	23	23	24	26	28	29	29		
30	RAINERI Stefano (ITA)	6	212	2	6	0	0	0	0	0	0	0	0	0				
					10	14	16	18	21	24	25	26	28	29	30	30		
31	MAGRO Francesco (ITA)	6	212	0	0	2	4	0	0	0	0	0	0	0				
						17	16	18	21	24	25	26	28	29	30	30		
32	GORETTI Diego (ITA)	6	212	0	0	0	3	0	0	3	0	0	0	0				
							21	23	27	24	25	26	28	29	30	30		
33	GENTILE Matteo (ITA)	5	213	1	0	0	0	5	0	0	0	0	0	0				
								21	24	28	29	29	32	33	33	33		
34	GENERALI Eugenio (ITA)	4	214	1	0	0	0	0	0	0	4	0	0	0				
											33	34	34	34				
35	HAGA Akito (JPN)	3	215	1	0	3	0	0	0	0	0	0	0	0				
						16	21	23	27	29	30	31	34	35	35	35		
36	PONZIANI Roberta (ITA)	3	215	0	0	0	1	0	0	0	0	1	0	0				
							23	26	29	30	31	32	35	35	35	35		
37	LONGO Andrea (ITA)	1	217	2	0	0	0	0	0	0	1	0	0	0				
											37	37	37	37				
38	MORA Giacomo (ITA)	1	217	0	0	0	0	0	1	0	0	0	0	0				
									29	30	31	33	37	37	37	37		
39	SOMMARIVA Lorenzo (ITA)	1	217	0	0	1	0	0	0	0	0	0	0	0				
						19	23	26	29	30	31	33	37	37	37	37		